



metecnospan[®]

Contents

Panel Details - PIR-R-01-5..... 3

Typical Section Through Building - PIR13-OP02-0..... 4

Barge Capping Detail - PIR13-BC01-1 5

Barge / Parapet Detail - PIR13-BC02-1 6

Head Flashing Detail - PIR13-HF01-2 7

Un-insulated Box Gutter Detail- PIR13-RD02-3 8

Ridge Detail - PIR13-RD03-2 9

Cyclonic / Non-cyclonic Fastening - PIR13-RD04-4..... 10

Insulated Box Gutter Detail - PIR13-RD07-1 11

Expansion Step Detail - PIR13-RJ01-3..... 12

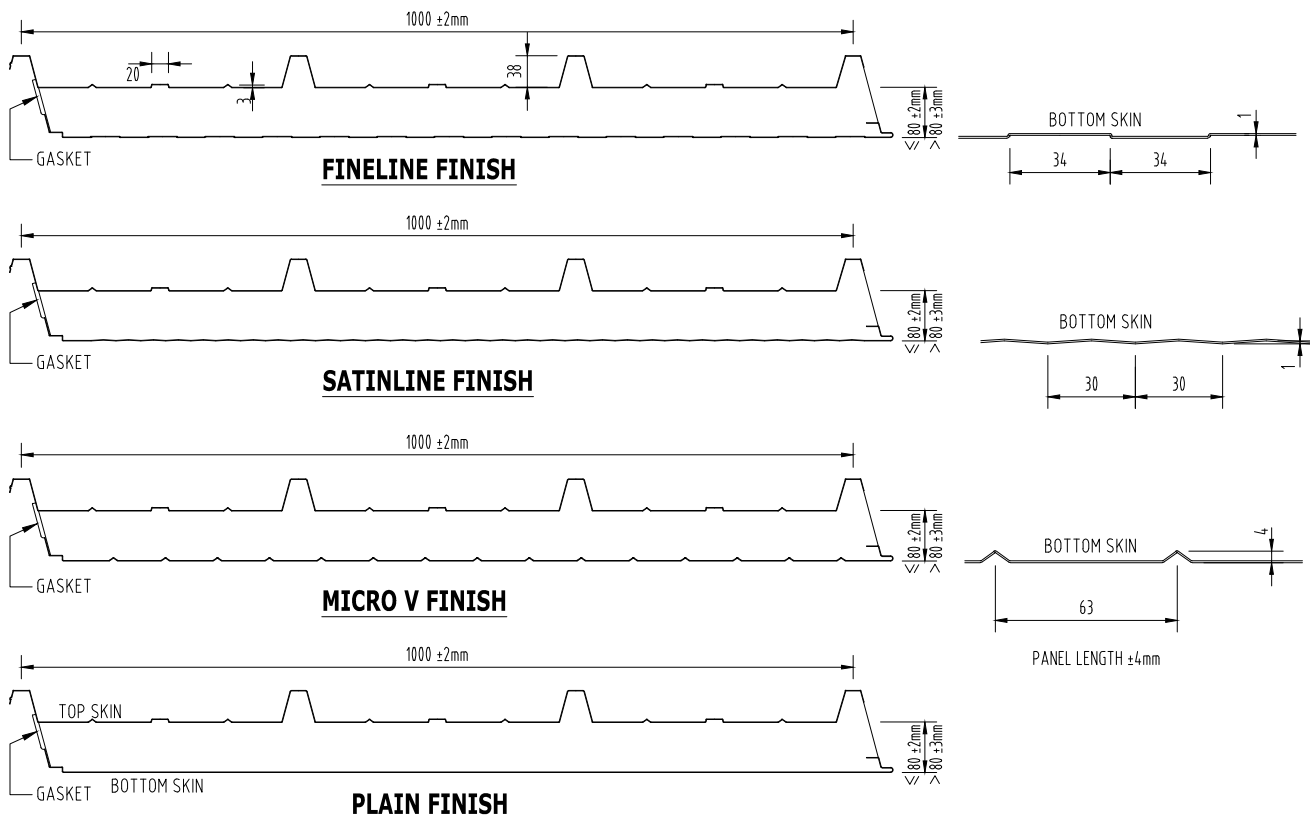
Roof End Lap Detail - PIR13-SL01-1 13

Insulated Valley Boxed Gutter - PIR13-RV01-1 14

Eaves Gutter Detail - PIR13-WC03-2..... 15

Eaves Gutter Detail 2 - PIR13-WC04-2..... 16

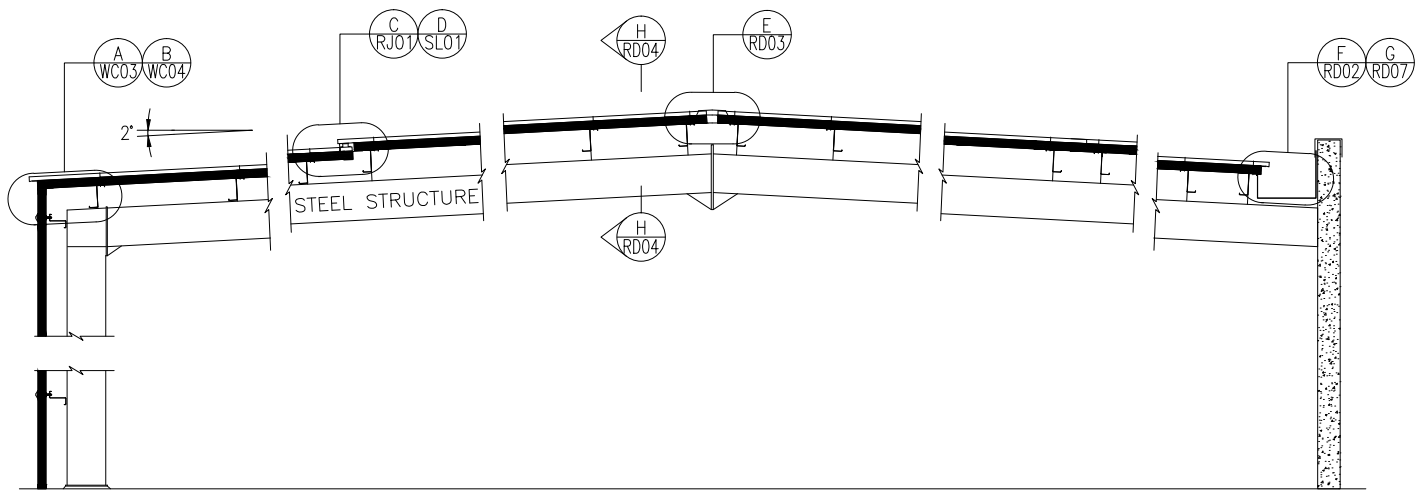
Panel Details - PIR-R-01-5



- Note:**
- We recommend that you should engage your local Bondor® architectural specialist at design stage to ensure the panel system is designed to suit specific project requirements.
 - All exposed core material is to be encapsulated with a non-combustible covering in order to achieve a BAL-40 or less.
 - Panel by Bondor®, screw may be by Bondor®, all other items by others.
 - Additional construction details are available through the Bondor® Website Client Portal or by contacting a local Bondor® representative. www.bondor.com.au
 - This drawing is copyright and the property of Metecno Pty Limited trading as Bondor®. It is subject to their legal recall and may not be reproduced or its contents divulged without written authority.

Typical Section Through Building - PIR13-OP02-0

Roofing

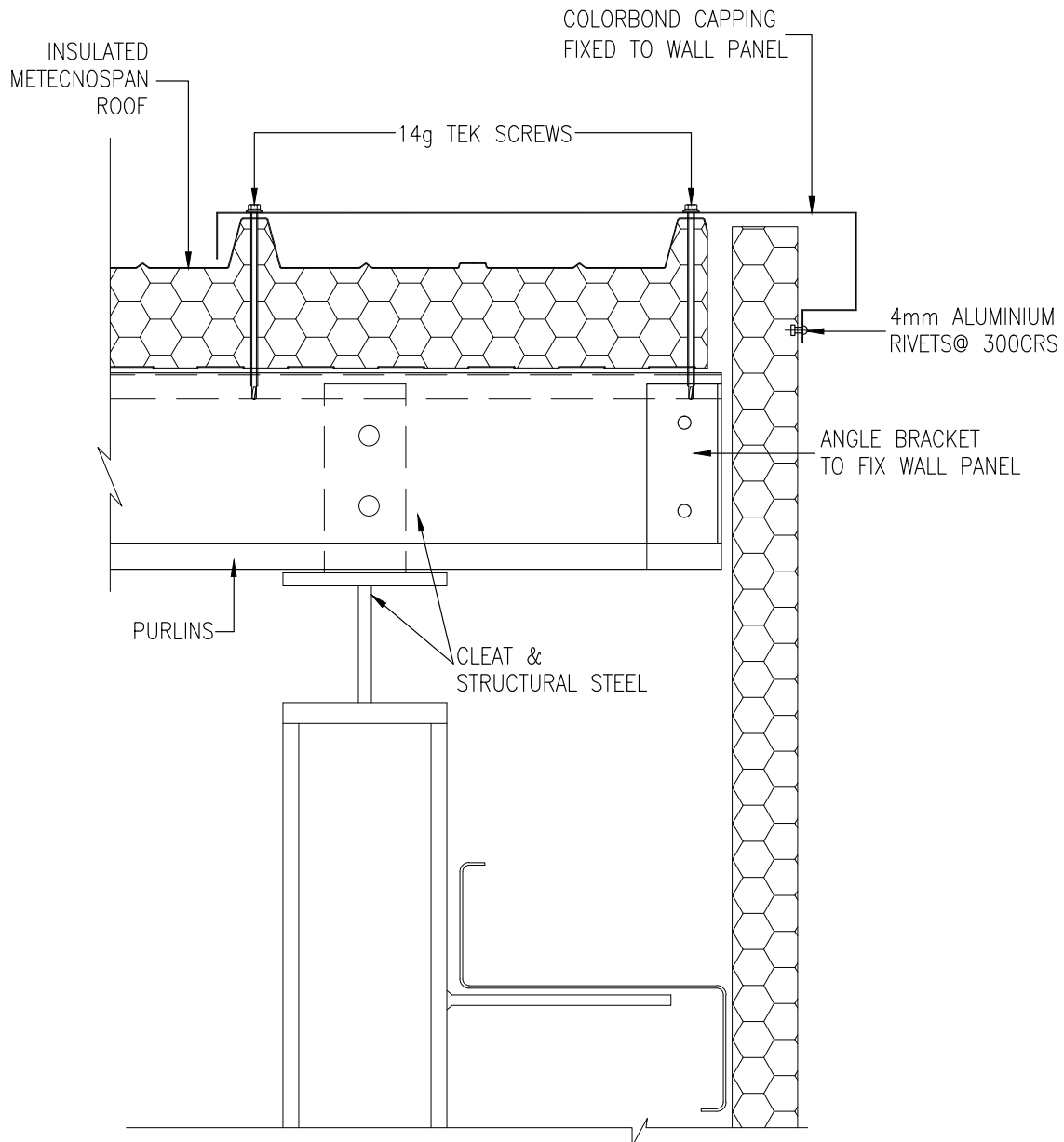


Note:

- We recommend that you should engage your local Bondor® architectural specialist at design stage to ensure the panel system is designed to suit specific project requirements.
- All exposed core material is to be encapsulated with a non-combustible covering in order to achieve a BAL-40 or less.
- Panel by Bondor®, screw may be by Bondor®, all other items by others.
- Additional construction details are available through the Bondor® Website Client Portal or by contacting a local Bondor® representative. www.bondor.com.au
- This drawing is copyright and the property of Metecno Pty Limited trading as Bondor®. It is subject to their legal recall and may not be reproduced or its contents divulged without written authority.

Barge Capping Detail - PIR13-BC01-1

Roofing / Cladding

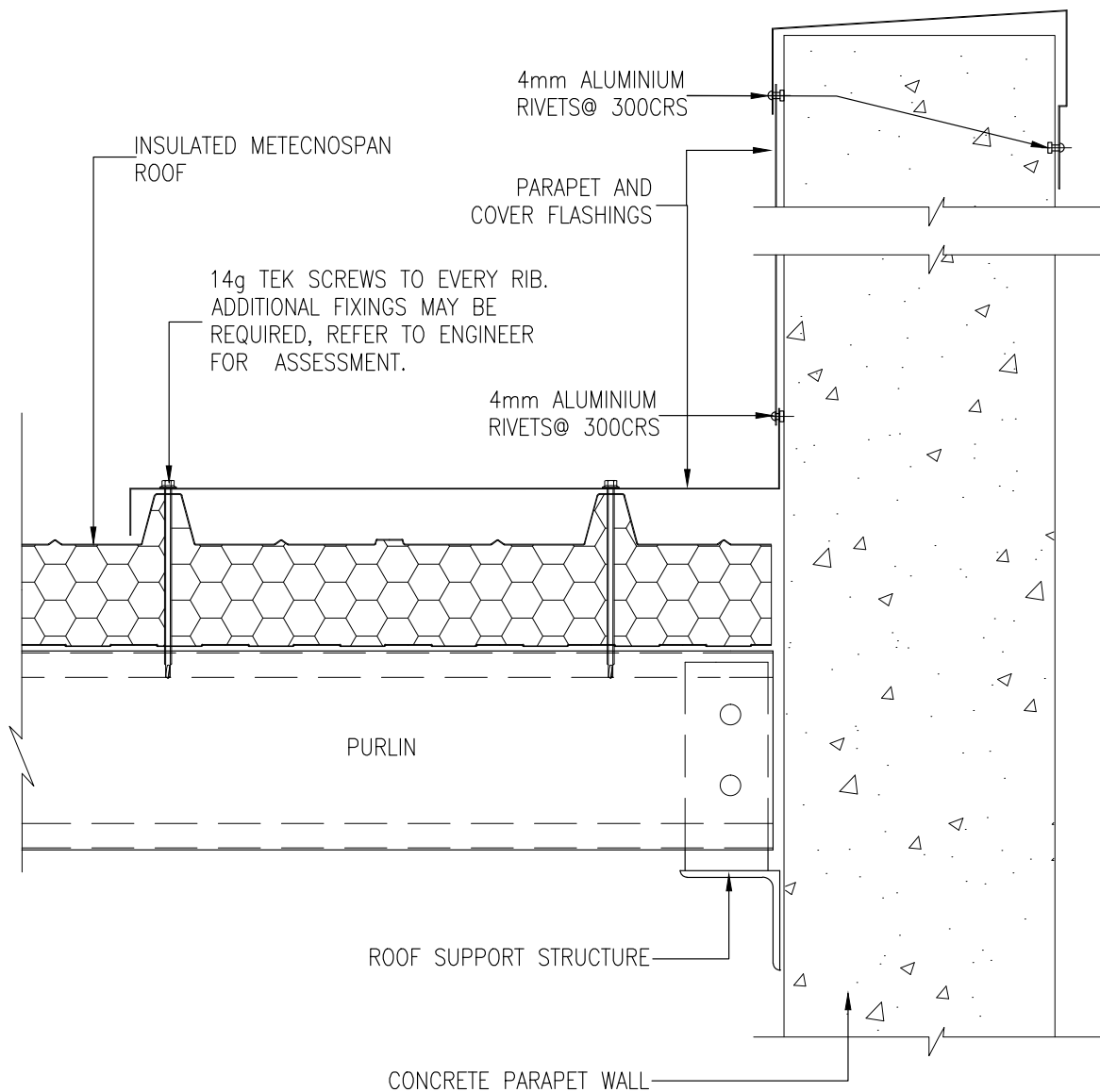


Note:

- We recommend that you should engage your local Bondor® architectural specialist at design stage to ensure the panel system is designed to suit specific project requirements.
- All exposed core material is to be encapsulated with a non-combustible covering in order to achieve a BAL-40 or less.
- Panel by Bondor®, screw may be by Bondor®, all other items by others.
- Additional construction details are available through the Bondor® Website Client Portal or by contacting a local Bondor® representative. www.bondor.com.au
- This drawing is copyright and the property of Metecno Pty Limited trading as Bondor®. It is subject to their legal recall and may not be reproduced or its contents divulged without written authority.

Barge / Parapet Detail - PIR13-BC02-1

Roofing / Cladding

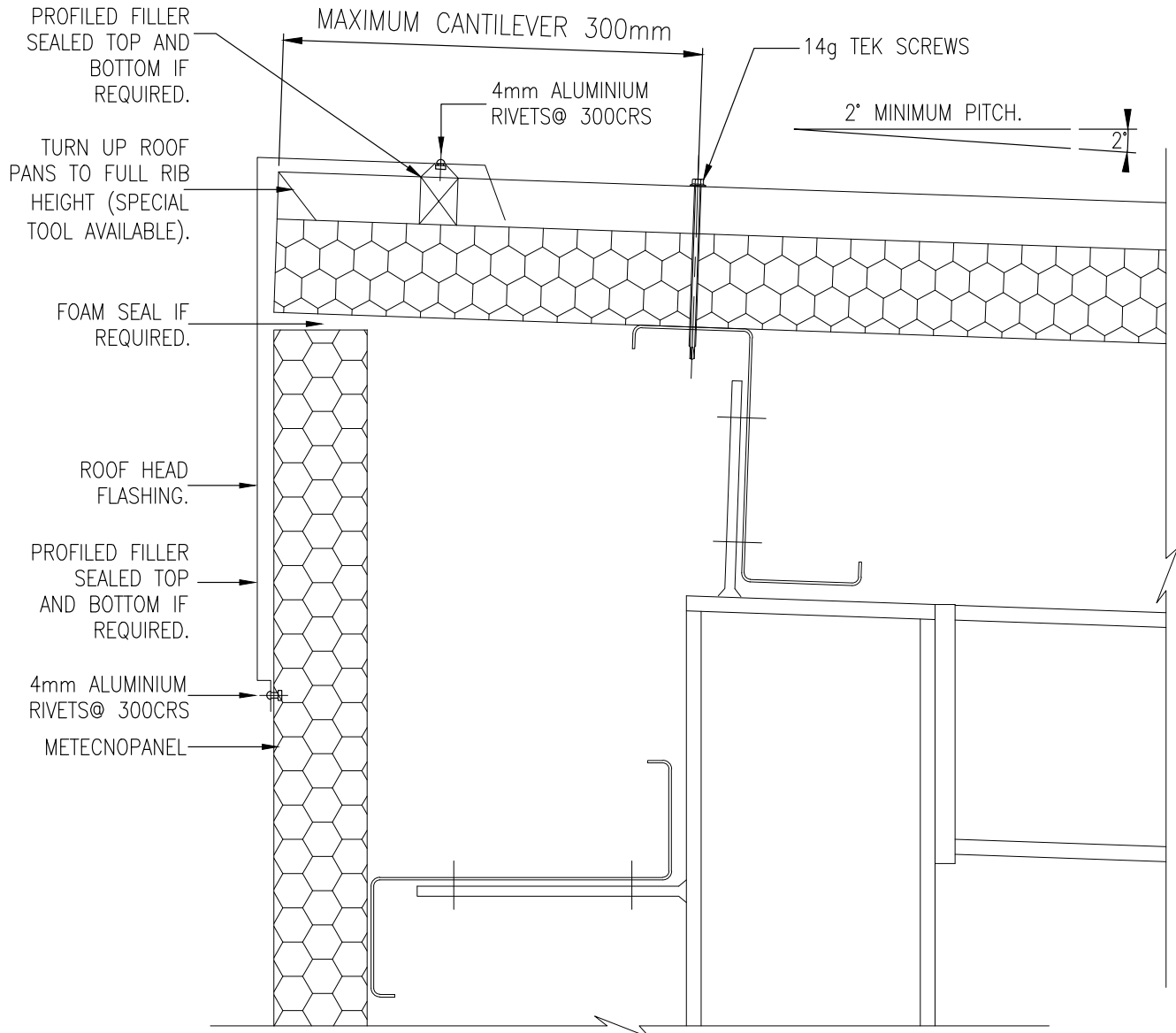


Note:

- We recommend that you should engage your local Bondor® architectural specialist at design stage to ensure the panel system is designed to suit specific project requirements.
- All exposed core material is to be encapsulated with a non-combustible covering in order to achieve a BAL-40 or less.
- Panel by Bondor®, screw may be by Bondor®, all other items by others.
- Additional construction details are available through the Bondor® Website Client Portal or by contacting a local Bondor® representative. www.bondor.com.au
- This drawing is copyright and the property of Metecno Pty Limited trading as Bondor®. It is subject to their legal recall and may not be reproduced or its contents divulged without written authority.

Head Flashing Detail - PIR13-HF01-2

Roofing / Cladding

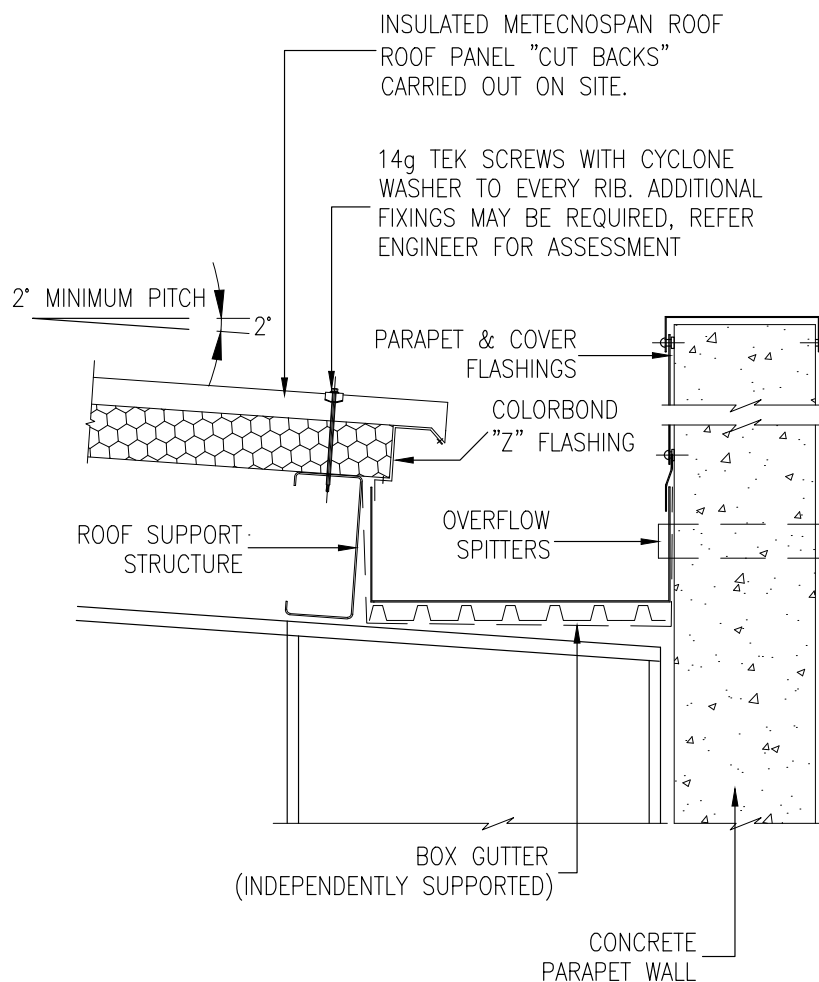


Note:

- We recommend that you should engage your local Bondor® architectural specialist at design stage to ensure the panel system is designed to suit specific project requirements.
- All exposed core material is to be encapsulated with a non-combustible covering in order to achieve a BAL-40 or less.
- Panel by Bondor®, screw may be by Bondor®, all other items by others.
- Additional construction details are available through the Bondor® Website Client Portal or by contacting a local Bondor® representative. www.bondor.com.au
- This drawing is copyright and the property of Metecno Pty Limited trading as Bondor®. It is subject to their legal recall and may not be reproduced or its contents divulged without written authority.

Un-insulated Box Gutter Detail- PIR13-RD02-3

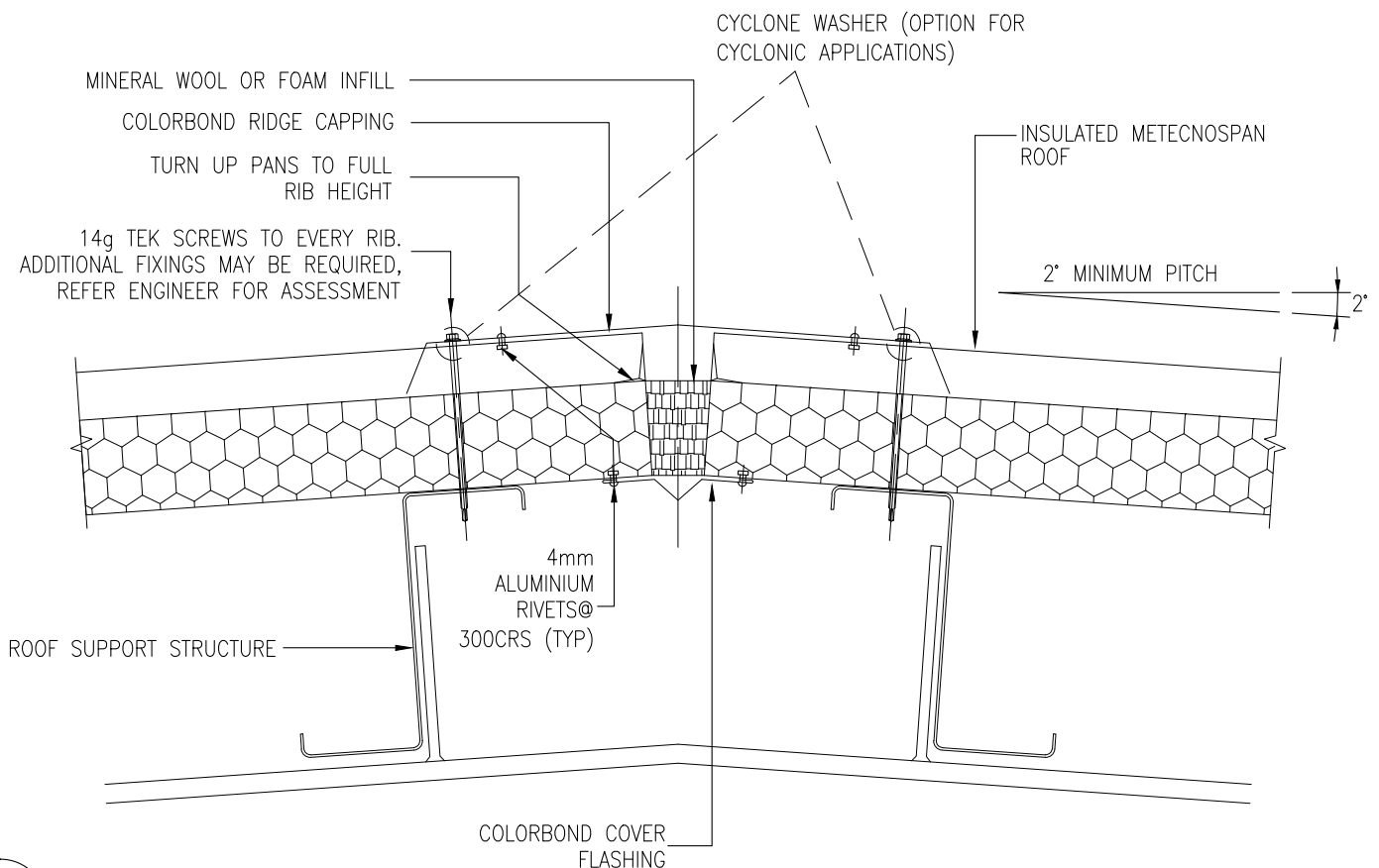
Roofing



- Note:**
- We recommend that you should engage your local Bondor® architectural specialist at design stage to ensure the panel system is designed to suit specific project requirements.
 - All exposed core material is to be encapsulated with a non-combustible covering in order to achieve a BAL-40 or less.
 - Panel by Bondor®, screw may be by Bondor®, all other items by others.
 - Additional construction details are available through the Bondor® Website Client Portal or by contacting a local Bondor® representative. www.bondor.com.au
 - This drawing is copyright and the property of Metecno Pty Limited trading as Bondor®. It is subject to their legal recall and may not be reproduced or its contents divulged without written authority.

Ridge Detail - PIR13-RD03-2

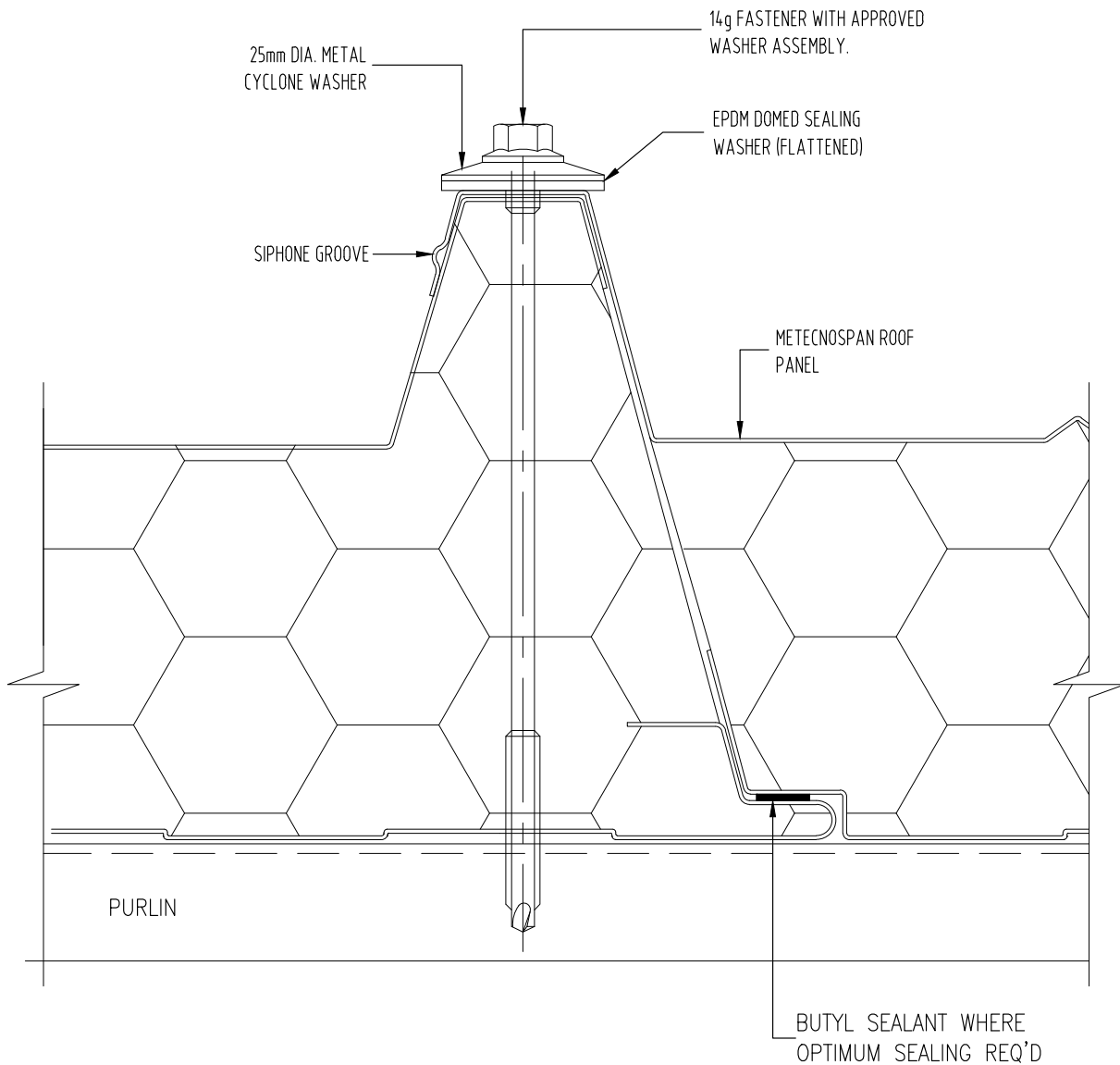
Roofing



- Note:**
- We recommend that you should engage your local Bondor® architectural specialist at design stage to ensure the panel system is designed to suit specific project requirements.
 - All exposed core material is to be encapsulated with a non-combustible covering in order to achieve a BAL-40 or less.
 - Panel by Bondor®, screw may be by Bondor®, all other items by others.
 - Additional construction details are available through the Bondor® Website Client Portal or by contacting a local Bondor® representative. www.bondor.com.au
 - This drawing is copyright and the property of Metecno Pty Limited trading as Bondor®. It is subject to their legal recall and may not be reproduced or it's contents divulged without written authority.

Cyclonic / Non-cyclonic Fastening - PIR13-RD04-4

Roofing

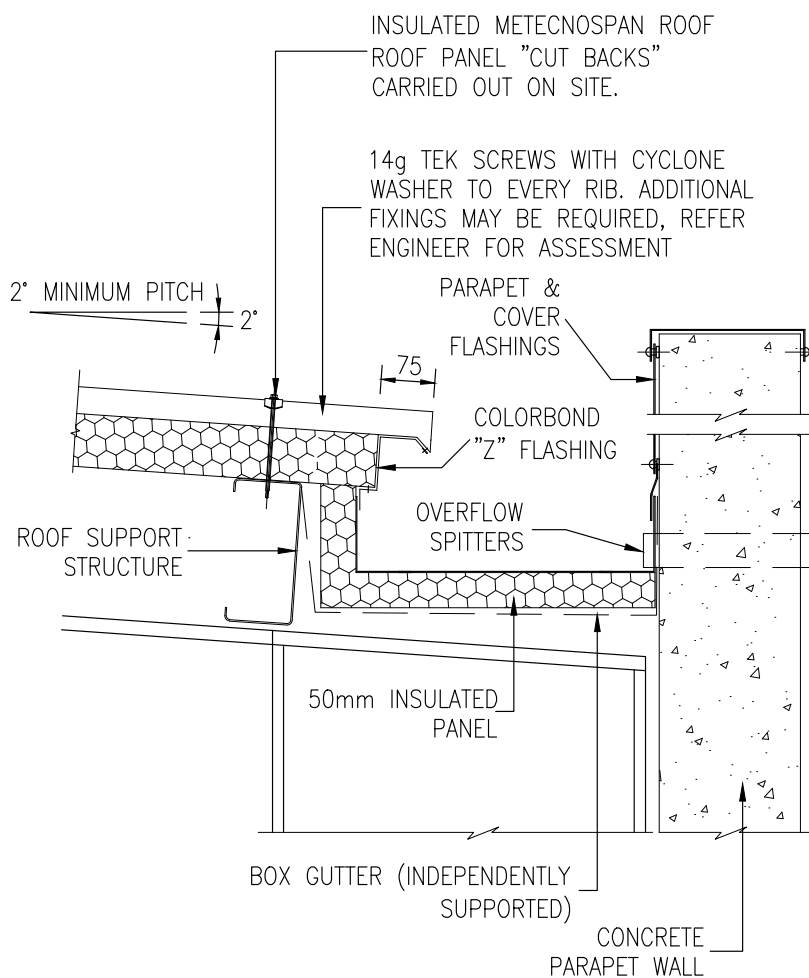


H
OP02

- Note:**
- We recommend that you should engage your local Bondor® architectural specialist at design stage to ensure the panel system is designed to suit specific project requirements.
 - All exposed core material is to be encapsulated with a non-combustible covering in order to achieve a BAL-40 or less.
 - Panel by Bondor®, screw may be by Bondor®, all other items by others.
 - Additional construction details are available through the Bondor® Website Client Portal or by contacting a local Bondor® representative. www.bondor.com.au
 - This drawing is copyright and the property of Metecno Pty Limited trading as Bondor®. It is subject to their legal recall and may not be reproduced or its contents divulged without written authority.

Insulated Box Gutter Detail - PIR13-RD07-1

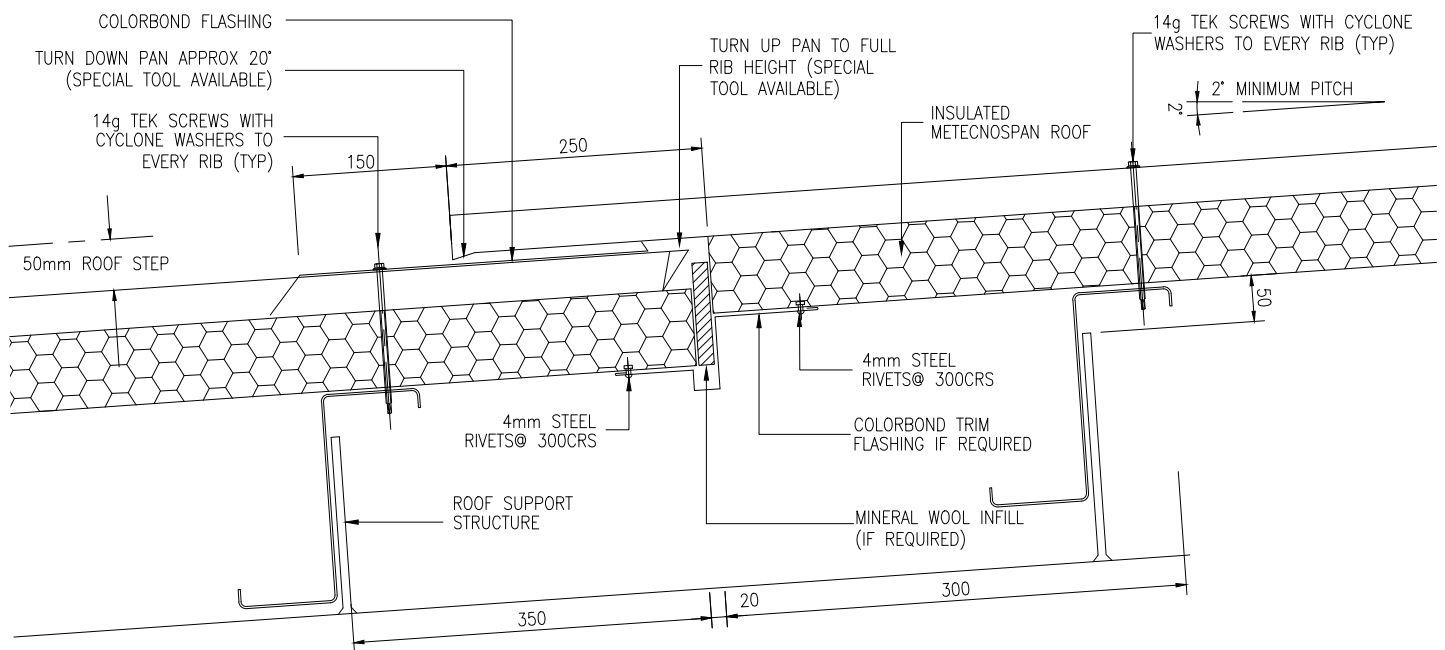
Roofing



- Note:**
- We recommend that you should engage your local Bondor® architectural specialist at design stage to ensure the panel system is designed to suit specific project requirements.
 - All exposed core material is to be encapsulated with a non-combustible covering in order to achieve a BAL-40 or less.
 - Panel by Bondor®, screw may be by Bondor®, all other items by others.
 - Additional construction details are available through the Bondor® Website Client Portal or by contacting a local Bondor® representative. www.bondor.com.au
 - This drawing is copyright and the property of Metecno Pty Limited trading as Bondor®. It is subject to their legal recall and may not be reproduced or its contents divulged without written authority.

Expansion Step Detail - PIR13-RJ01-3

Roofing



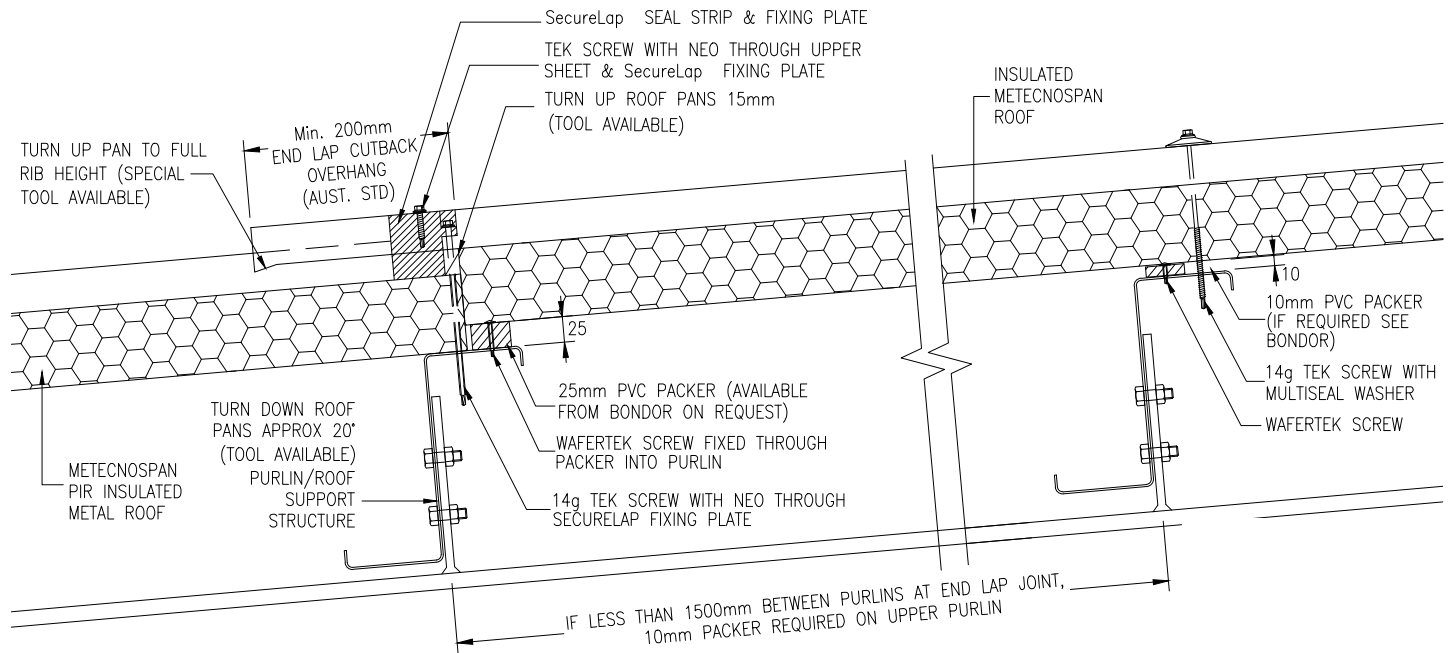
C
OP02

Note:

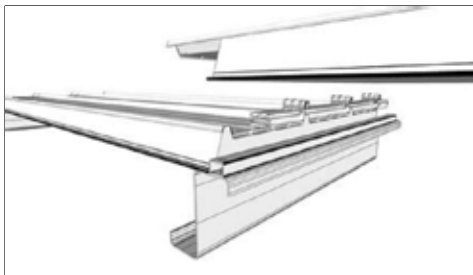
- We recommend that you should engage your local Bondor® architectural specialist at design stage to ensure the panel system is designed to suit specific project requirements.
- All exposed core material is to be encapsulated with a non-combustible covering in order to achieve a BAL-40 or less.
- Panel by Bondor®, screw may be by Bondor®, all other items by others.
- Additional construction details are available through the Bondor® Website Client Portal or by contacting a local Bondor® representative. www.bondor.com.au
- This drawing is copyright and the property of Metecno Pty Limited trading as Bondor®. It is subject to their legal recall and may not be reproduced or its contents divulged without written authority.

Roof End Lap Detail - PIR13-SL01-1

Roofing



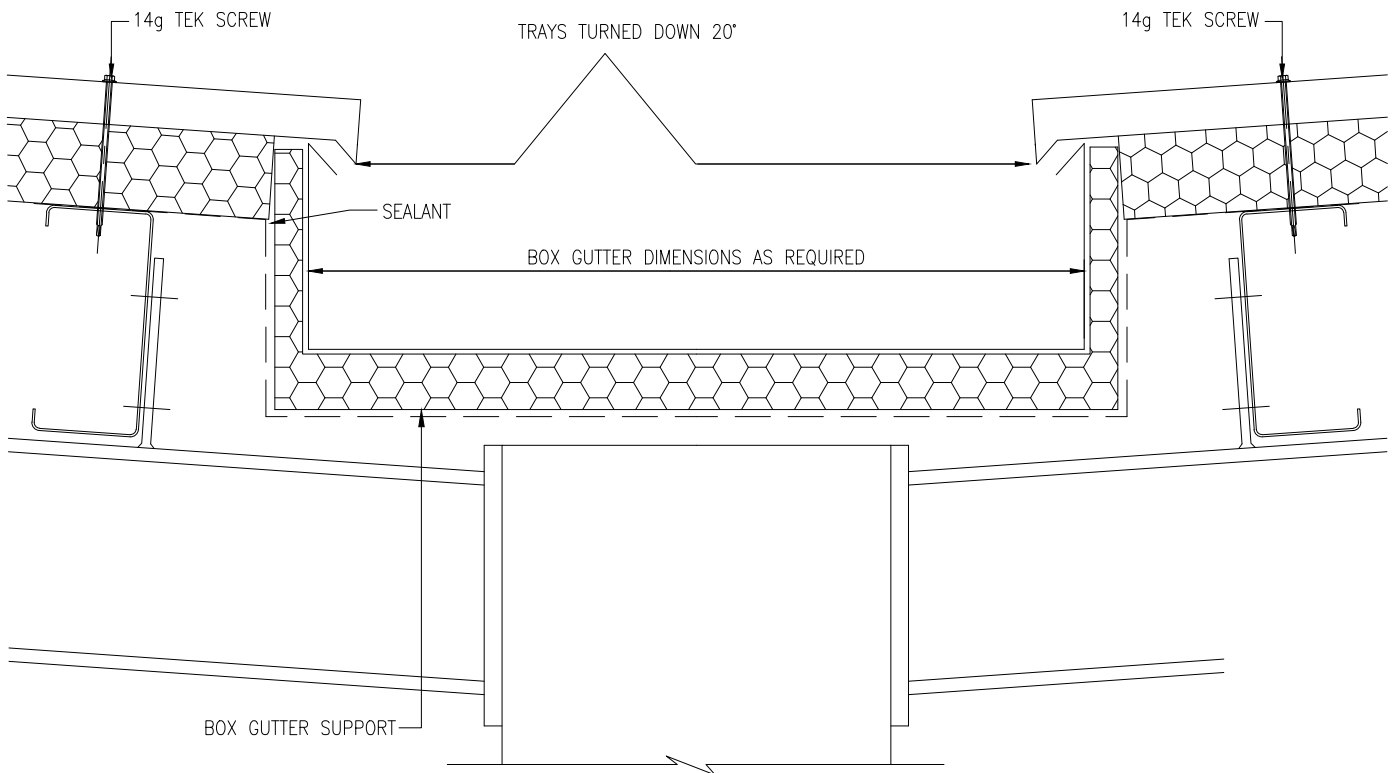
C
OP02



- Note:**
- We recommend that you should engage your local Bondor® architectural specialist at design stage to ensure the panel system is designed to suit specific project requirements.
 - All exposed core material is to be encapsulated with a non-combustible covering in order to achieve a BAL-40 or less.
 - Panel by Bondor®, screw may be by Bondor®, all other items by others.
 - Additional construction details are available through the Bondor® Website Client Portal or by contacting a local Bondor® representative. www.bondor.com.au
 - This drawing is copyright and the property of Metecno Pty Limited trading as Bondor®. It is subject to their legal recall and may not be reproduced or it's contents divulged without written authority.

Insulated Valley Boxed Gutter - PIR13-RV01-1

Roofing

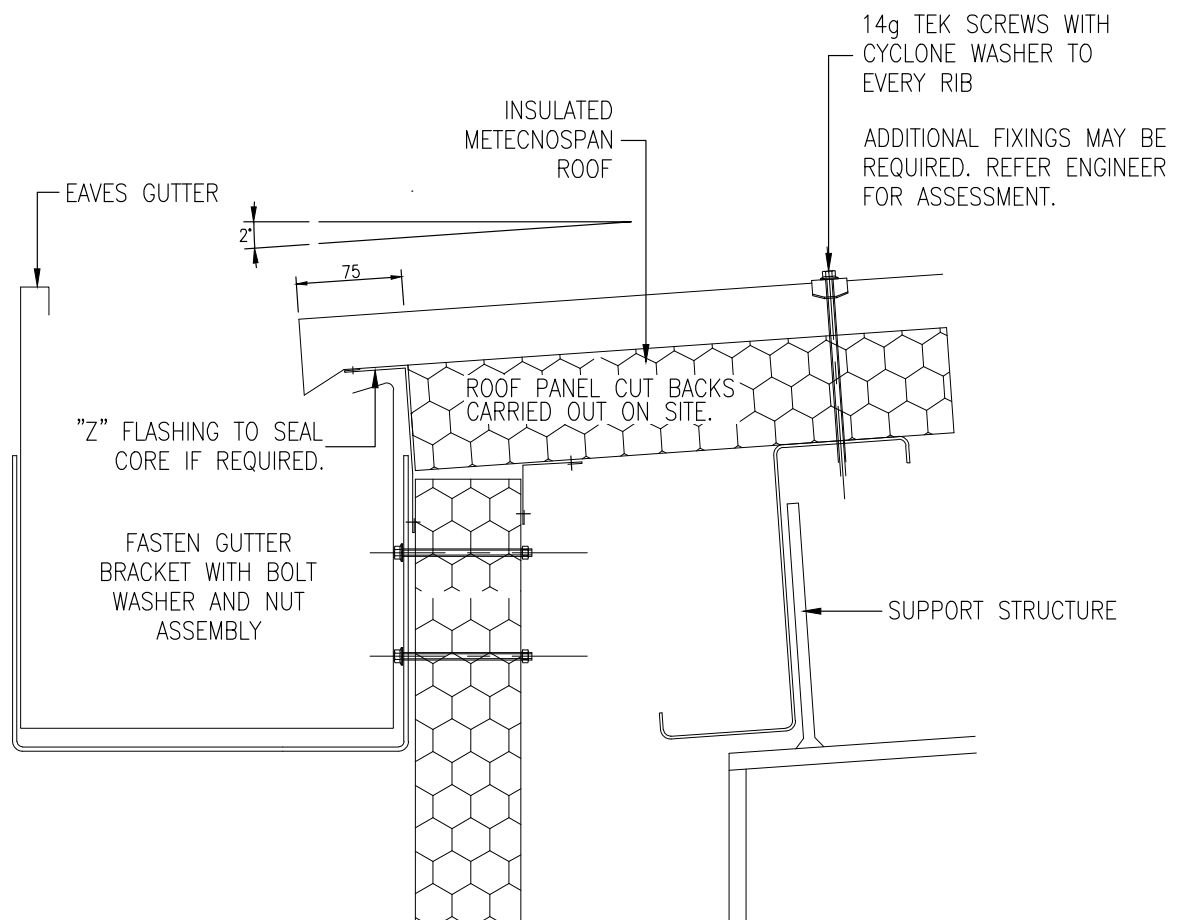


Note:

- We recommend that you should engage your local Bondor® architectural specialist at design stage to ensure the panel system is designed to suit specific project requirements.
- All exposed core material is to be encapsulated with a non-combustible covering in order to achieve a BAL-40 or less.
- Panel by Bondor®, screw may be by Bondor®, all other items by others.
- Additional construction details are available through the Bondor® Website Client Portal or by contacting a local Bondor® representative. www.bondor.com.au
- This drawing is copyright and the property of Metecno Pty Limited trading as Bondor®. It is subject to their legal recall and may not be reproduced or its contents divulged without written authority.

Eaves Gutter Detail - PIR13-WC03-2

Roofing / Cladding

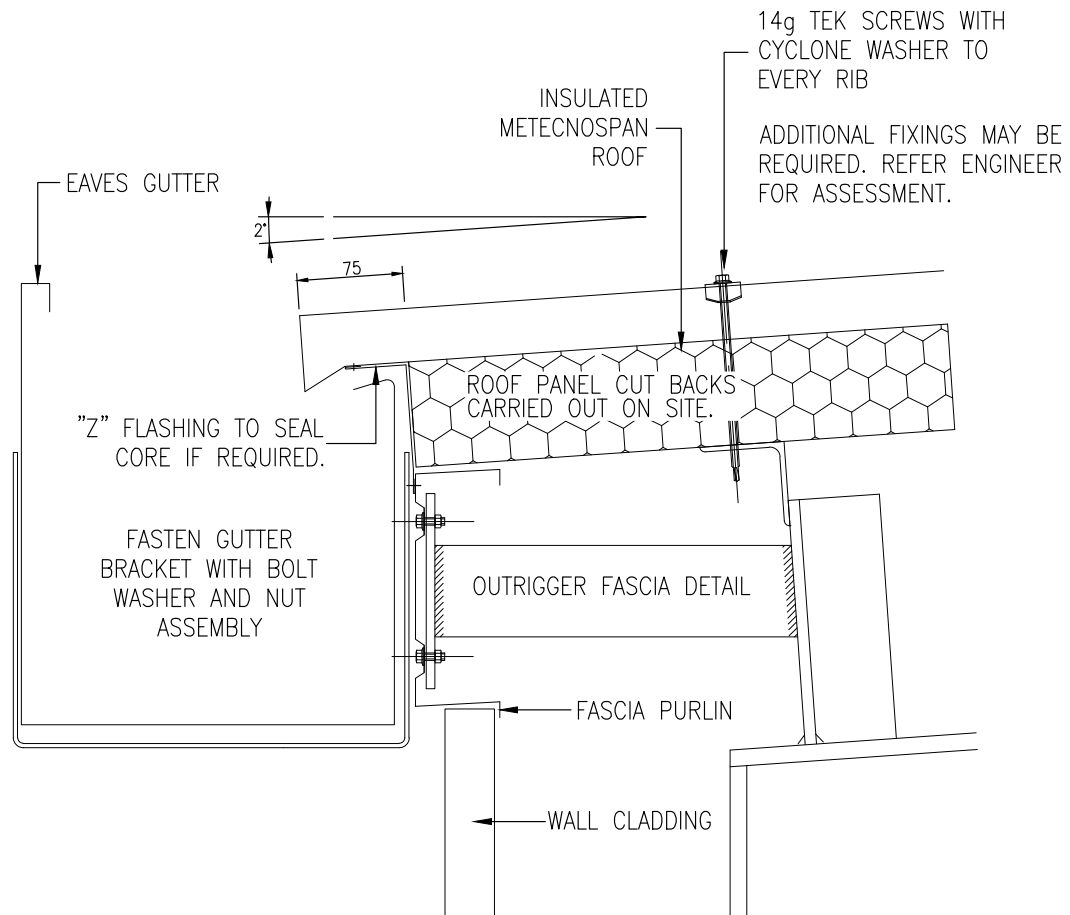


Note:


- We recommend that you should engage your local Bondor® architectural specialist at design stage to ensure the panel system is designed to suit specific project requirements.
- All exposed core material is to be encapsulated with a non-combustible covering in order to achieve a BAL-40 or less.
- Panel by Bondor®, screw may be by Bondor®, all other items by others.
- Additional construction details are available through the Bondor® Website Client Portal or by contacting a local Bondor® representative. www.bondor.com.au
- This drawing is copyright and the property of Metecno Pty Limited trading as Bondor®. It is subject to their legal recall and may not be reproduced or its contents divulged without written authority.

Eaves Gutter Detail 2 - PIR13-WC04-2

Roofing




- Note:**
- We recommend that you should engage your local Bondor® architectural specialist at design stage to ensure the panel system is designed to suit specific project requirements.
 - All exposed core material is to be encapsulated with a non-combustible covering in order to achieve a BAL-40 or less.
 - Panel by Bondor®, screw may be by Bondor®, all other items by others.
 - Additional construction details are available through the Bondor® Website Client Portal or by contacting a local Bondor® representative. www.bondor.com.au
 - This drawing is copyright and the property of Metecno Pty Limited trading as Bondor®. It is subject to their legal recall and may not be reproduced or its contents divulged without written authority.




Note:

- We recommend that you should engage your local Bondor[®] architectural specialist at design stage to ensure the panel system is designed to suit specific project requirements.
- All exposed core material is to be encapsulated with a non-combustible covering in order to achieve a BAL-40 or less.
- Panel by Bondor[®], screw may be by Bondor[®], all other items by others.
- Additional construction details are available through the Bondor[®] Website Client Portal or by contacting a local Bondor[®] representative. www.bondor.com.au
- This drawing is copyright and the property of Metecno Pty Limited trading as Bondor[®]. It is subject to their legal recall and may not be reproduced or it's contents divulged without written authority.



Note:

- We recommend that you should engage your local Bondor® architectural specialist at design stage to ensure the panel system is designed to suit specific project requirements.
- All exposed core material is to be encapsulated with a non-combustible covering in order to achieve a BAL-40 or less.
- Panel by Bondor®, screw may be by Bondor®, all other items by others.
- Additional construction details are available through the Bondor® Website Client Portal or by contacting a local Bondor® representative. www.bondor.com.au
- This drawing is copyright and the property of Metecno Pty Limited trading as Bondor®. It is subject to their legal recall and may not be reproduced or it's contents divulged without written authority.



Note:

- We recommend that you should engage your local Bondor[®] architectural specialist at design stage to ensure the panel system is designed to suit specific project requirements.
- All exposed core material is to be encapsulated with a non-combustible covering in order to achieve a BAL-40 or less.
- Panel by Bondor[®], screw may be by Bondor[®], all other items by others.
- Additional construction details are available through the Bondor[®] Website Client Portal or by contacting a local Bondor[®] representative. www.bondor.com.au
- This drawing is copyright and the property of Metecno Pty Limited trading as Bondor[®]. It is subject to their legal recall and may not be reproduced or it's contents divulged without written authority.



Leaders in Thermal & Architectural Building Solutions

www.bondor.com.au

1300 300 099

BRISBANE/EXPORT

103 Ingram Road Acacia Ridge QLD 4110
Ph: (07) 3323 8500 Fax: (07) 3323 8501

ADELAIDE

70-72 Rundle Road Salisbury South SA 5106
Ph: (08) 8282 5000 Fax: (08) 8282 5099

LAUNCESTON

7 Connector Park Drive Kings Meadows TAS 7249
Ph: (03) 6335 8500 Fax: (03) 6335 8544

PERTH

17 Gauge Circuit Canning Vale WA 6155
Ph: (08) 9256 0600 Fax: (08) 9256 0620

MELBOURNE

329A St Albans Road Sunshine VIC 3020
Ph: (03) 8326 8000 Fax: (03) 8326 8099

SYDNEY

49-53 Newton Road Wetherill Park NSW 2164
Ph: (02) 9609 0888 Fax: (02) 9729 1114

** Limited availability. ^ Darker colours warranted for use in limited regions. Metecno Pty Limited. ABN 44 096 402 934. The manufacturer reserves the right to change the specification without notice. Bondor®, LuxeWall®, MetecnoInspire®, Equi tilt®, BondorPanel®, FlameGuard®, MetecnoPanel®, EconoClad®, MetecnoKasset®, InsulWall®, LuxeWall®, DesignerWall®, SolarSpan®, InsulRoof®, MetecnoSpan®, Purline®, Equideck®, InsulLiving®, EconoClad®, Metecno are trademarks of Metecno Pty Limited. BlueScope, Colorbond®, Permagard® and colour names are trademarks of BlueScope Steel Limited. Microban® is a registered trade mark of the Microban Products Company. The colours shown in this publication have been reproduced to represent actual product colours as accurately as possible. However, given printing limitations, we recommend checking your chosen colour against an actual sample before placing orders. This advice is of a general nature only. Designers must provide for adequate structural performance and other Building Code requirements. This information is subject to change. Refer to Bondor® website for latest version. Consult Bondor® for your application. BON0535 Drawing Pack - MetecnoSpan v1 22/03/2018