

Product Description

Equitilt® EPS-FR is an architectural walling panel system installed in a vertical or horizontal orientation that combines functionality with creative expression. Equitilt® is offered in a variety of metallic or standard Colorbond® colours that can be mixed with surface profiles to deliver a stunning finish to a building's exterior and interior.

Panel Properties							
Panel Thickness (mm)	50	75	100	125	150	200	250
Typical Mass (kg/m ²)	12.0	12.4	12.8	13.2	13.5	14.2	14.9
SL Grade Total R-value (m ² K/W)	1.4	2.1	2.7	3.3	4.0	5.2	6.5

Note: The above Total R-values are for insulation average temperature of 15°C. Contact us for other temperatures and different EPS-FR core grades.

Span Table


NON-CYCLONIC REGION A&B (WALL APPLICATIONS ONLY)

SL Grade EPS-FR Core / 0.7mm External / 0.6mm Internal Steel Skins.

Maximum uniformly distributed ultimate wind load (kPa) for the given span:

Single Span, wind pressure acting outwards							
Span (mm)	Panel Thickness (mm)						
	50	75	100	125	150	200	250
1500	4.27	6.40	8.53	10.67	12.80	17.07	21.33
2700	2.01	3.21	4.27	5.33	6.40	8.52	10.62
3900	1.03	1.54	2.05	2.56	3.07	4.08	5.10
5100	0.58	0.90	1.20	1.50	1.79	2.39	2.98
6300	0.35	0.59	0.78	0.98	1.17	1.56	1.95
7500	-	0.42	0.55	0.69	0.83	1.10	1.38
8700	-	0.31	0.41	0.51	0.62	0.82	1.02

Multi-Span, wind pressure acting outwards							
Span (mm)	Panel Thickness (mm)						
	50	75	100	125	150	200	250
1500	3.41	5.12	6.83	8.53	10.24	12.53	12.53
2700	1.90	2.84	3.79	4.74	5.69	6.96	6.96
3900	1.03	1.54	2.05	2.56	3.07	4.08	4.82
5100	0.60	0.90	1.20	1.50	1.79	2.39	2.98
6300	0.40	0.59	0.78	0.98	1.17	1.56	1.95
7500	0.28	0.42	0.55	0.69	0.83	1.10	1.38
8700	-	0.31	0.41	0.51	0.62	0.82	1.02



Core	EPS-FR (Expanded Polystyrene with fire retardant)
Width (cover mm)	1200, 900 (non-std)
Thickness (mm)	50, 75, 100, 125, 150, 200, 250; non-std options available
Length	Up to 16m (check for availability)
External Material	0.6mm, 0.7mm G300 Colorbond® steel
External Finishes	Plain, Ribbed, Satinline, Shadowline Series 600/1200
Exterior Colour Options	Standard & Non-Standard colours. Check for availability.
Internal Material	0.6mm, 0.7mm G300 Colorbond® steel
Internal Finishes	Plain, Ribbed, Satinline, Shadowline Series 600/1200
Interior Colour Options	Standard & Non-Standard colours. Check for availability.
Paint System	AS/NZS 2728 & AS 1397
Acoustic Properties	Rw 24 - 25 depending on thickness
Material Group Numbers	C1.10 Group 1 & 2 ^a
Bushfire Attack Level	BAL-40 (All exposed core to be covered with flashing)
Fire Hazard Properties	AS/NZS 1530.3
Ignitability Index	0
Spread of Flame Index	0
Heat Evolved Index	0
Smoke Index	2-3
SMOGR _{RC}	< 100

a. AS 5637.1 / AS ISO 9705 - BCA Group Number (Spec C1.10)
 Equitilt® EPS-FR steel skinned insulated building panels conform to the requirements of the BCA Specification C1.10 as either Group 2 or Group 1 depending on the thickness and construction detail.

Group 1
 Panel up to 250mm thick with steel 'wall-wall' and 'wall-ceiling' angles fixed with steel rivets or screws at maximum 300mm centres is classified as Group 1.

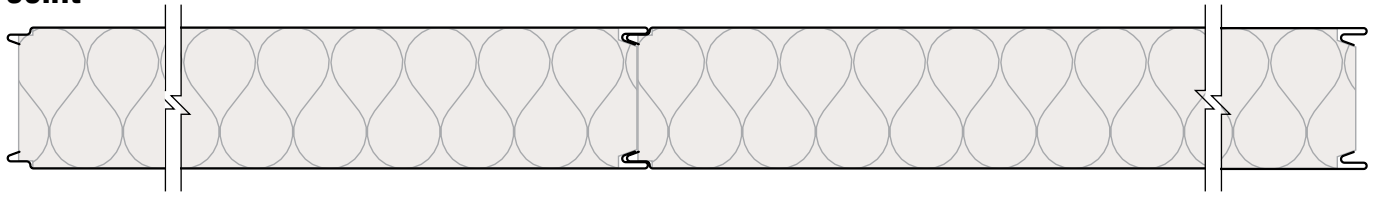
Group 2
 Panel up to 150mm thick with aluminium 'wall-wall' and 'wall-ceiling' angles fixed with aluminium rivets or screws at 300mm centres is classified as Group 2. Panel thicker than 150mm requires steel 'wall-wall' and 'wall-ceiling' angles fixed with steel rivets or screws at 300mm centres to be classified as Group 2.

The technical information contained in this document cover a breadth of applications where Equitilt® may be used, which may be outside the scope of our Codemark certificate. Data specific to CodeMark certification can be found on Equitilt®'s CoC CM40104.

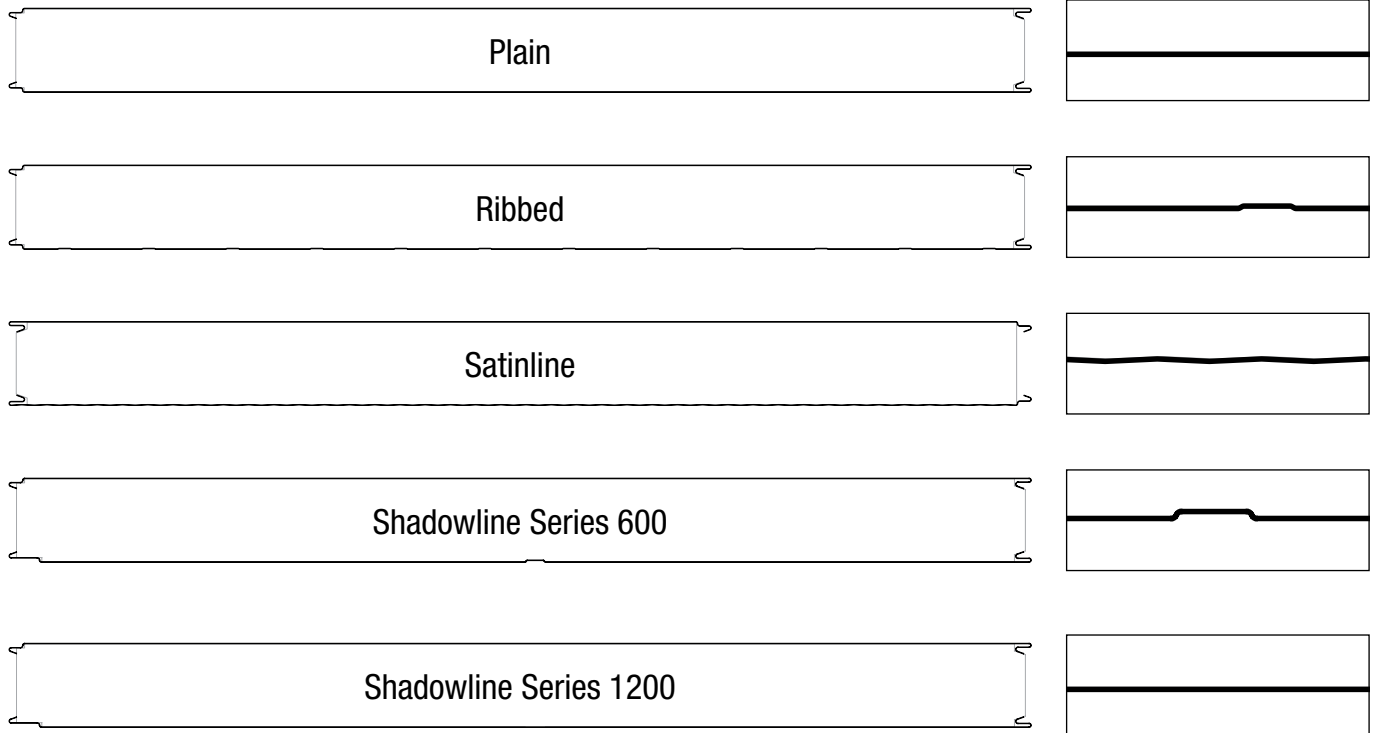
SPAN TABLE NOTES:

- Extended span tables including wind pressure acting inwards are also available. Refer Bondor®.
- Fixing with min. 4x 14g tek screws or 2x mushroom head bolts per panel are required Concealed fixings is available. Refer Bondor®.
- Pressures specified are for wind gusts only per AS/NZS 1170.2.
- Deflection limit of span/150 applies, and in accordance with Serviceability Limit State criteria per AS/NZS 1170.0 - TABLE C1. Bondor® tests comply with details outlined in AS 4040.0, AS 4040.1, AS 4040.2, AS 4040.3, AS 1562.1 and AS/NZS 1170.1.

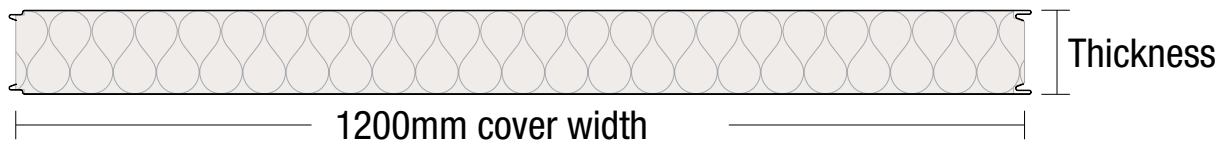
Joint



Profiles



Dimensions



Bondor® National Network

BRISBANE / EXPORT
103 Ingram Road
Acacia Ridge QLD 4110
T: 07 3323 8500
F: 07 3323 8501

MELBOURNE
6 Dunmore Drive
Truganina VIC 3029
T: 03 8326 8000
F: 03 8326 8099

SYDNEY
49 – 53 Newton Road
Wetherill Park NSW 2164
T: 02 9609 0888
F: 02 9729 1114

PERTH
17 Gauge Circuit
Canning Vale WA 6155
T: 08 9256 0600
F: 08 9256 0620

ADELAIDE
70 – 72 Rundle Road
Salisbury South SA 5106
T: 08 8282 5000
F: 08 8282 5099

LAUNCESTON
7 Connector Park Drive
Kings Meadows TAS 7249
T: 03 6335 8500
F: 03 6335 8544

To connect to your nearest Bondor® branch simply call 1300 300 099 or visit www.bondor.com.au

Metecno Pty Limited. ABN 44 096 402 934. The manufacturer reserves the right to change the specification without notice. Bondor®, Equitilt®, BondorPanel®, FlameGuard®, MetecnoPanel®, MetecnoInspire®, EconoClad®, MetecnoKasset®, InsulWall®, LuxeWall®, DesignerWall®, SolarSpan®, InsulRoof®, MetecnoSpan®, Purline®, CoolRoof®, Equideck®, InsulLiving®, Metecno are trademarks of Metecno Pty Limited. BlueScope, Colorbond®, Permagard® and colour names are trademarks of BlueScope Steel Limited. Microban® is a registered trade mark of the Microban Products Company. The colours shown in this publication have been reproduced to represent actual product colours as accurately as possible. However, given printing limitations, we recommend checking your chosen colour against an actual sample before placing orders. This advice is of a general nature only. Designers must provide for adequate structural performance and other Building Code requirements. This information is subject to change. Refer to Bondor® website for latest version. Consult Bondor® for your application.

