

Certificate number: CM40033

Certification Body:


 ABN: 80 111 217 568
 JAS-ANZ Accreditation
 No. Z4450210AK
 PO Box 7144, Sippy
 Downs Qld 4556
 +61 (07) 5445 2199
www.CertMark.org

Certificate Holder:

Metecno Pty Ltd
 ABN: 44 096 402 934
 121 Ingram Road,
 Acacia Ridge Qld 4110
 Ph: +61 7 3323 8555
www.bondor.com.au

THIS IS TO CERTIFY THAT

Bondor® Insulliving® System

Type and/or use of product:

The Bondor® Insulliving® System is a structural building system.

Description of product:

Bondor® Insulliving® System is comprised of the following composite wall and roof panels:
Wall Panels: InsulWall® is a load bearing insulated wall panel with Bluescope primed Steel skins to allow for the direct application of render or paint.
Roof Panel Options:
 - SolarSpan® is an insulated roof panel system comprising Expanded Polystyrene (EPS) core and pre finished Colorbond steel skins, or
 - InsulRoof® is an insulated roof panel system comprising Expanded Polystyrene (EPS) and Polyurethane (PUR) core and pre-finished Colorbond steel skins.

COMPLIES WITH THE FOLLOWING BCA PROVISIONS AND STATE OR TERRITORY VARIATION(S)

BCA 2019

| | |
|--|-------------------|
| | Volume One |
| Performance Requirement(s) | Not Applicable |
| Deemed-to-Satisfy Provision(s) | Not Applicable |
| State or territory variation(s) | Not Applicable |

| | |
|--|--|
| | Volume Two |
| P2.1.1(a),(b)(i),(ii)&(iii), | Structural stability and resistance to actions |
| P2.2.2 | Weatherproofing – Refer limitation and condition 2. |
| 3.12.1.2 | Energy Efficiency – Roofs. Can be used in conjunction with other building elements to achieve a Total R Value. Refer to A3. |
| 3.12.1.4 | Energy Efficiency – External Walls. Can be used in conjunction with other building elements to achieve a Total R Value. Refer to A3. |
| 3.12.1.6 | Energy Efficiency – Attached Class 10a buildings. Can be used in conjunction with other building elements to achieve a Total R Value. Refer to A3. |
| 3.12.1.6 NT, SA, QLD, TAS, ACT, 3.12.1.4 NSW, NT, SA | |

SUBJECT TO THE FOLLOWING LIMITATIONS AND CONDITIONS AND THE PRODUCT TECHNICAL DATA IN APPENDIX A AND EVALUATION STATEMENTS IN APPENDIX B

Limitations and conditions:

- All design and fixing specifications and installations must be completed in accordance with [BON0231 Insulliving Install Guide v12](#); 13/04/2015.
- Weatherproofing is dependent on window, door and other penetration frames being designed, constructed and installed in accordance with manufacturer's recommendations to enable adequate flashing and sealing to the building.

Building classification/s:

1 & 10


 John Thorpe - CMI


 Don Grehan – Unrestricted Building Certifier

Date of issue: 02/05/2019

Date of expiry: 02/05/2022



Certificate of Conformity

3. The structural support members are designed and engineered separately as per project requirements by building designers and engineers.
4. The metal roof panels will be limited by wind load depending on the span certified for the product type, thickness, core density and fixing configuration as per the product's certified span tables.
5. The use of the certified product/system is subject to these Limitations and Conditions and must be read in conjunction with the Scope of Certification below.

Scope of certification: The CodeMark Scheme is a building product certification scheme. The rules of the Scheme are available at the ABCB website www.abcb.gov.au. This Certificate of Conformity is to confirm that the relevant requirements of the Building Code of Australia (BCA) as claimed against have been met. The responsibility for the product performance and its fitness for the intended use remain with the Certificate Holder. The certification is not transferrable to a manufacturer not listed on Appendix A of this certificate.

The NCC defines a Performance Solution as one that complies with the Performance Requirements by means other than a Deemed-to-Satisfy Solution. A Building Solution that relies on a CodeMark Certificate of Conformity that certifies a product against the Performance Requirements cannot be considered as Deemed-to-Satisfy Solution.

This Certificate of Conformity may only relate to a part of a Performance Solution. In these circumstances other evidence of suitability is needed to demonstrate that the relevant Performance Requirements have been met. The relevant provisions of the Governing Requirements in Part A of the NCC will also need to be satisfied.

This Certificate of Conformity is issued based on the evidence of compliance as detailed herein. Any deviation from the specifications contained in this Certificate of Conformity is outside of this document's scope and the installation of the certified product will not be covered by this Certificate of Conformity. This may result in the product being classified as a non-conforming building product.

Disclaimer: The Scheme Owner, Scheme Administrator and Scheme Accreditation Body do not make any representations, warranties or guarantees, and accept no legal liability whatsoever arising from or connected to, the accuracy, reliability, currency or completeness of any material contained within this certificate; and the Scheme Owner, Scheme Administrator and Scheme Accreditation Body disclaim to the extent permitted by law, all liability (including negligence) for claims of losses, expenses, damages and costs arising as a result of the use of the product(s) referred to in this certificate.

When using the CodeMark logo in relation to or on the product/system, the Certificate Holder makes a declaration of compliance with the Scope of Certification and confirms that the product is identical to the product certified herein. In issuing this Certificate of Conformity, CertMark International has relied on the experience and expertise of external bodies (laboratories and technical experts).

Nothing in this document should be construed as a warranty or guarantee by CMI, and the only applicable warranties will be those provided by the Certificate Holder.

APPENDIX A – PRODUCT TECHNICAL DATA

A1 Type and intended use of product

As per page 1.


A2 Description of product

The Bondor® InsulLiving® System comprises the following components to make up the overall wall and roof system as required:

InsulWall® Panel

| | |
|-------------------|---|
| Core | EPS-FR |
| Width (cover mm) | 1200 |
| Thickness (mm) | 90, 140 |
| Length | Up to 16m |
| External Material | 0.6mm G300 prime coated BlueScope Steel |
| External Finishes | Plain |
| Internal Material | 0.6mm G300 prime coated BlueScope Steel |
| Internal Finishes | Plain |

Dimensions

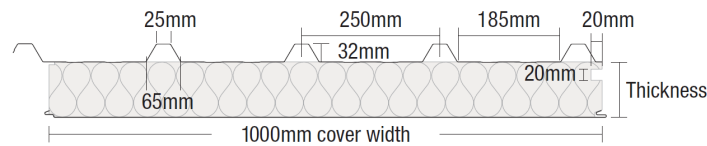


Source: Certificate Holder

SolarSpan® Panel

| | |
|----------------------|----------------------------------|
| Core | EPS-FR |
| Width (cover mm) | 1000 |
| Thickness (mm) | 50, 75, 100, 125, 150, 175 & 200 |
| Length | Up to 24m |
| Exterior Facing Skin | 0.42mm G550 Colorbond Steel |
| Interior Facing Skin | 0.6mm G300 Colorbond Steel |
| Finishes | Plain, Elegance |
| Pitch | 2° Minimum |

Dimensions

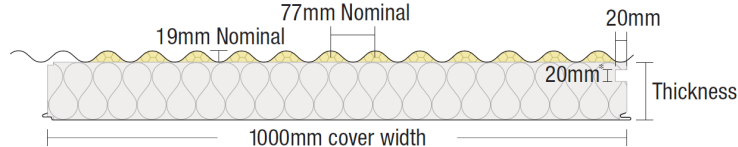


Source: Certificate Holder

InsulRoof® Panel

| | |
|-------------------|---|
| Core | EPS-FR PUR (Polyurethane Foam) |
| Width (cover mm) | 1000 |
| Thickness (mm) | 50, 75, 100, 125, 150 & 200 |
| Length | Up to 12m (check for availability) |
| External Material | 0.42mm G550 Colorbond pre-painted Steel |
| External Finishes | Corrugated |
| Internal Material | 0.6mm G300 Colorbond pre-painted Steel |
| Internal Finishes | Plain, Elegance |
| Pitch | 5° minimum |

Dimensions



Source: Certificate Holder

A3 Product specification

Structural Stability and Resistance to Actions

Structural capacities of the panels have been specified in the Bondor® InsulLiving® Technical Manual. These structural capacities have been calculated by using first principal engineering methods to analyse data from physical testing. Testing has been completed using both static and cyclic testing regimes to enable use in non-cyclonic and cyclonic regions of Australia.

The structural tests completed include; static and cyclic face load of wall and roof panels, axial load capacity of wall panels, static and cyclic racking (vertical bracing) of walls, roof diaphragm (horizontal bracing) & static face loading of wall panels with openings.

Based on the testing and calculations completed, the panels are suitable to support the relevant permanent, imposed and lateral wind structural actions in accordance with AS 1170.0:2002, 1170.1:2002 & 1170.2:2011. This assumes that the relevant elements are designed by a registered professional Structural Engineer.

Weatherproofing

Bondor® InsulLiving® System meets the Performance Requirement P2.2.2 as required to be suitable for use in a Class 1 building by comparison with a Deemed-to-Satisfy provision

Energy Efficiency

InsulWall® Panel

| | | |
|---|-----|-----|
| Panel Thickness (mm) | 90 | 140 |
| SL class Total R-value (m ² K/W) | 2.4 | 3.7 |
| M class Total R-value (m ² K/W) | 2.6 | 4.0 |

SolarSpan® Panel

| | | | | | | |
|---|------|------|------|------|------|------|
| Panel Thickness (mm) | 50 | 75 | 100 | 125 | 150 | 200 |
| SL class Total R-value Value (m ² K/W) | 1.42 | 2.05 | 2.68 | 3.32 | 3.95 | 5.22 |
| M Class Total R-value Value (m ² K/W) | 1.51 | 2.19 | 2.86 | 3.54 | 4.22 | 5.58 |

InsulRoof® Panel

| | | | | | | |
|------------------------------------|------|------|------|------|------|------|
| Panel Thickness (mm) | 50 | 75 | 100 | 125 | 150 | 200 |
| Total R-value (m ² K/W) | 1.63 | 2.26 | 2.90 | 3.53 | 4.16 | 5.43 |

Note: The above Total R-values are based on calculations of the product at a temperature of 15°C.

A4 Manufacturer and manufacturing plant(s)

Metecno Pty Ltd
103 Ingram Road,
Acacia Ridge QLD 4110.

A5 Installation requirements

Bondor® InsulLiving® System is to be installed in accordance with [BON0231 InsulLiving Install Guide v12](#).

A6 Other relevant technical data



Certificate of Conformity

No other relevant technical data.

APPENDIX B – EVALUATION STATEMENTS

B1 Evaluation methods

1. Structural Provisions A.5.2 (1)(e). Reports from a professional engineer.
2. Energy Efficiency Provisions A.5.2 (1)(e). Reports from a professional engineer.
3. Weatherproofing Provision A.5.2 (1)(e). Reports from a professional engineer.

B2 Reports

- a. Bligh Tanner Pty Ltd; Ref. No. 2017.0493.06; Bondor InsulLiving and Insulroof system – Weatherproofing and Structural BCA compliance; Dated 02/08/2018.
- b. James M Fricker; Report No. 265b; Thermal insulation evaluation by calculation in accordance with AS/NZS 4859.1:2002 for Insulroof; Dated 09/10/2015.
- c. R & D Engineering; Report No. RD18212-R1; Verification of thermal insulation evaluation by calculation performed by James M Fricker for Insulroof; Dated 23/03/2018.
- d. James M Fricker; Report No. 265c; Calculation 265w03 and 265w031; Thermal insulation evaluation by calculation in accordance with AS/NZS 4859.1:2002 for Insulwall; Dated 28/01/2018.
- e. James M Fricker; Report No. 265c; Calculation 265r071, 265r072 & 265r073; Thermal insulation evaluation by calculation in accordance with AS/NZS 4859.1:2002 for Solarspan; Dated 28/01/2018.
- f. R & D Services; Verification of thermal insulation evaluation by calculation performed by James M Fricker for Solarspan; Dated 23/03/2018.

The Certificate Holder has chosen not to make the above evidence of compliance publicly available, due to the documents being considered commercial in confidence.