



luxewall®
by BONDOR

LUXURY WALL SOLUTIONS

BONDOR®

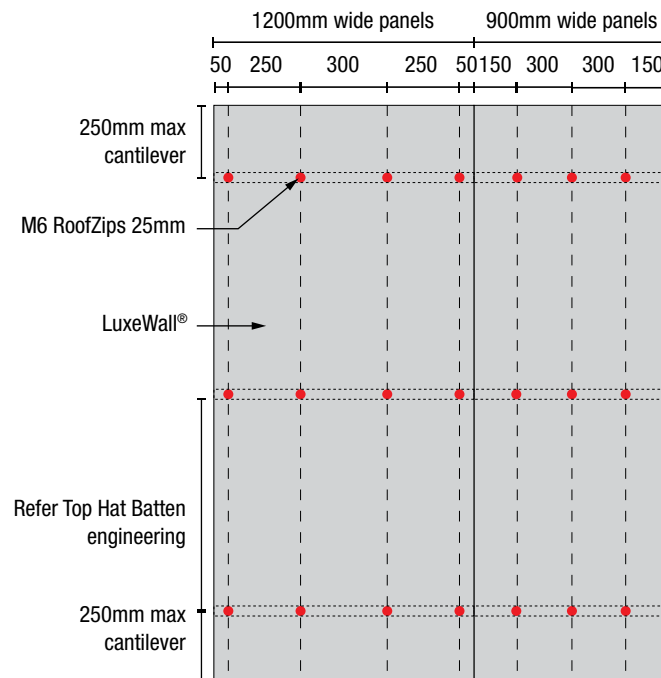
Leaders in Thermal & Architectural Building Solutions

LuxeWall® Engineering



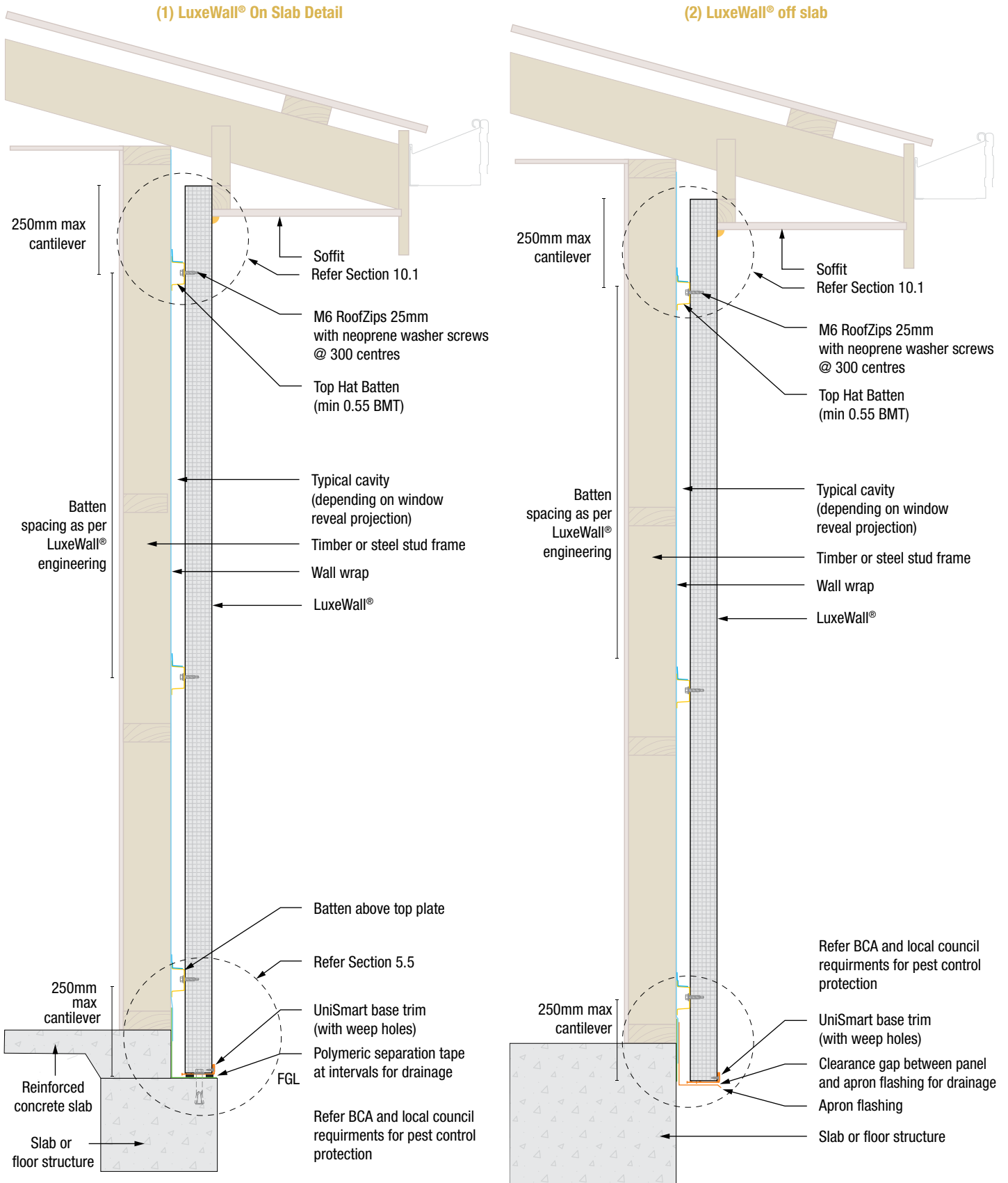
Wind Classification	Ultimate Wind Pressure (kPa)		Number of Top Hats Battens per Panel (LuxeWall® Standard & FG)										
	Away from corners	Within 1200mm of corners	Stud Spacing (mm)	Wall Height (Panel length in vertical orientation) (mm)									
				≤2400		≤2700		≤3000		≤3300		≤6500	
				Panel Location		Panel Location		Panel Location		Panel Location		Panel Location	
Typical	Corner	Typical	Corner	Typical	Corner	Typical	Corner	Typical	Corner	Typical	Corner		
N1	0.53	0.94	600	2	3	2	3	2	3	2	3	3	3
N2	0.74	1.3	600	2	3	2	3	3	3	3	4	4	5
N3	1.16	2.03	600	3	3	3	3	3	3	3	5	4	5
N3	1.16	2.03	450	3	3	3	3	3	4	3	4	4	5
N4	1.72	3.01	450	3	3	3	3	3	4	4	5	5	6

Batten Spacings are based on fixing strength and check LuxeWall® span. $kl=2.0$ is for within 1200mm of wall corners. Top Hat Battens require 2 fixings per stud and LuxeWall® fixed at 300mm centres. M6 Roofzips to be used to fix battens into LuxeWall® modules.



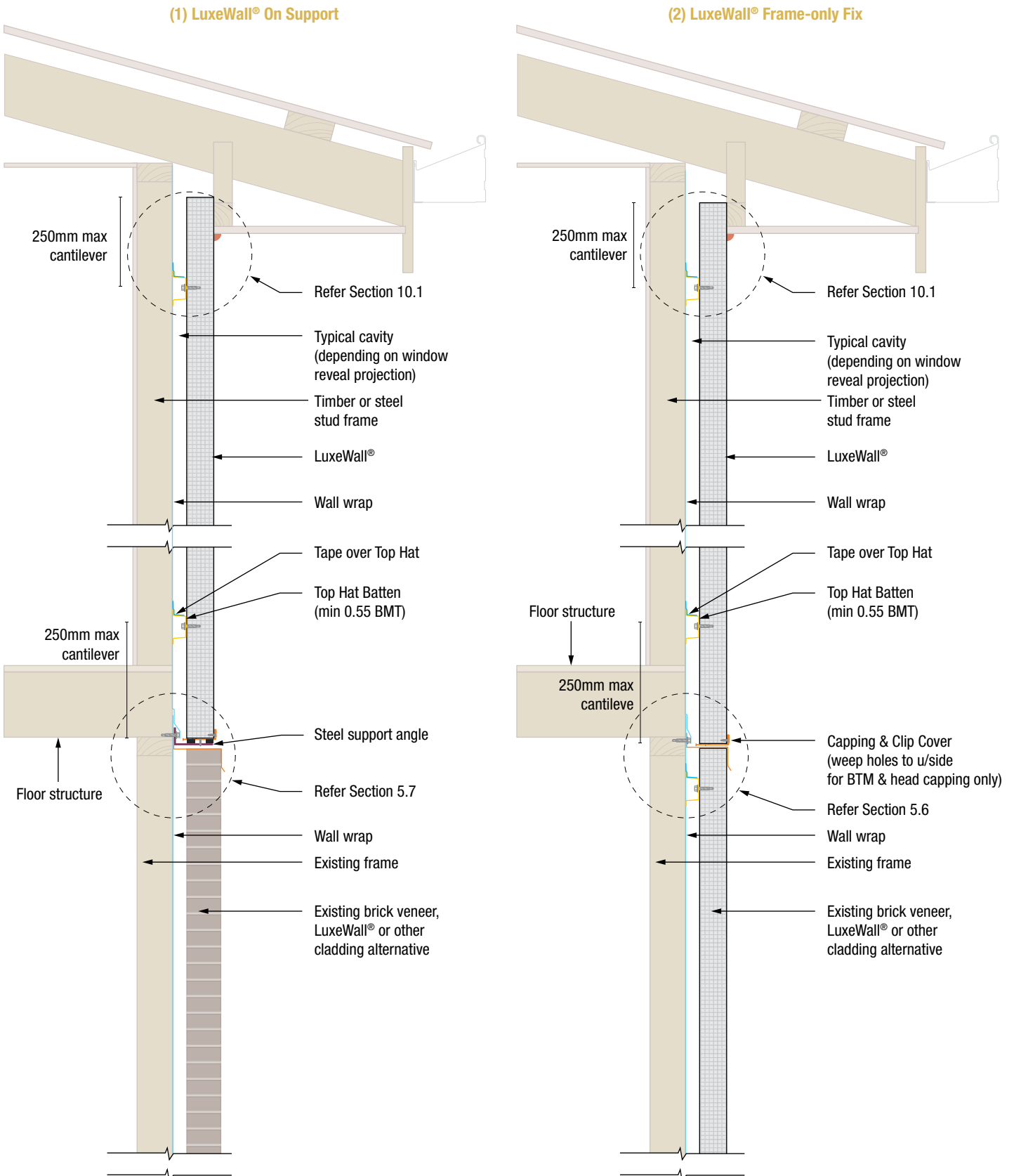
1.3 (A) Construction Detail - Single Storey

For single storey wall construction, LuxeWall® can be installed in two different methods allowing for design flexibility with either (1) on slab and (2) off slab.



1.3 (B) Construction Details - Two Storey

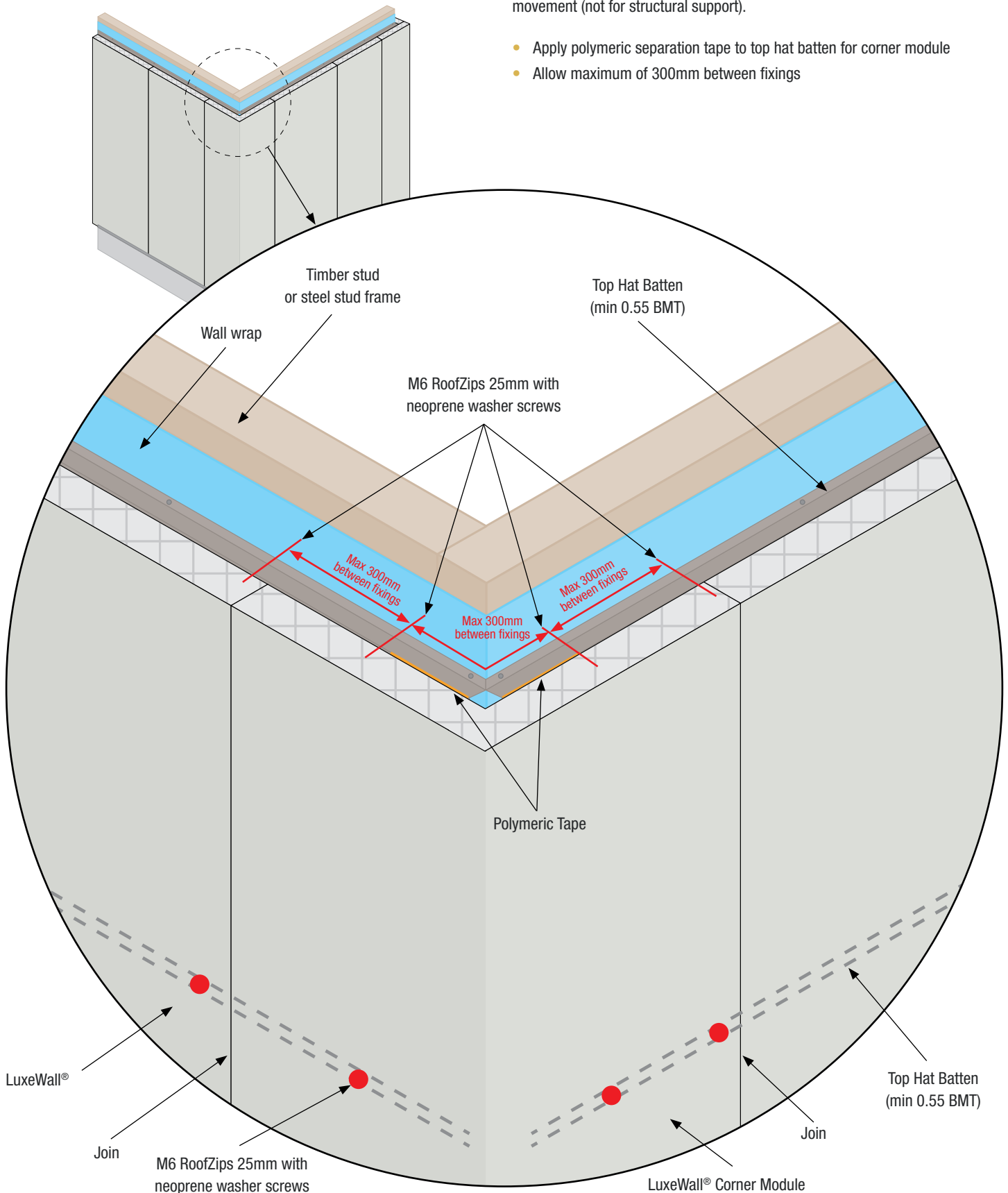
For two storey construction, LuxeWall® can be installed on the upper storey above traditional monolithic products such as traditional masonry or other wall materials using two fixing methods including (1) on support and (2) frame-only fix.



4.1 Corner Detail - Even Widths

For corner installations, a maximum of 300mm is allowed between corner fixings. Ensure you add Polymeric tape, suitable for steel applications, to reduce movement (not for structural support).

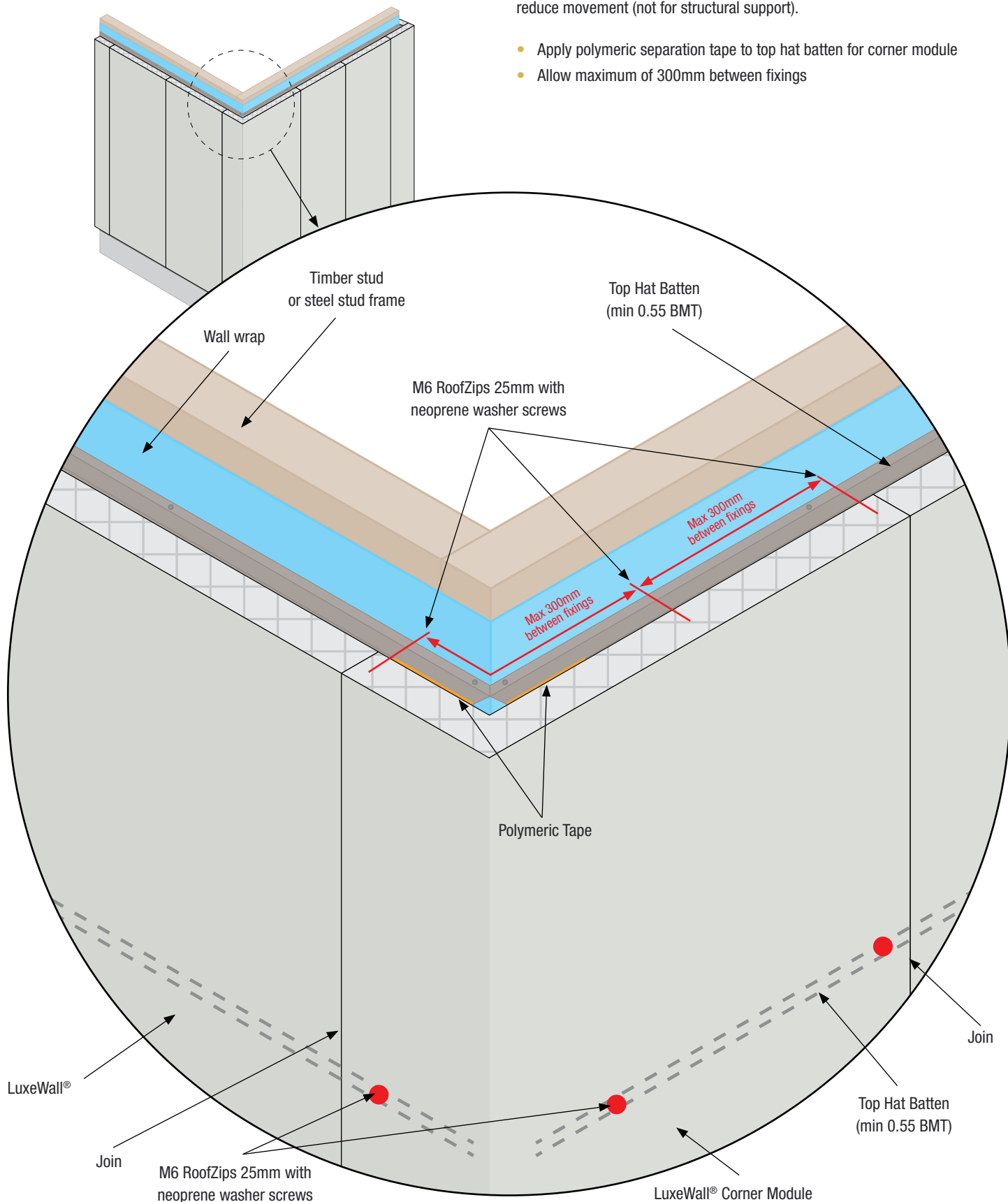
- Apply polymeric separation tape to top hat batten for corner module
- Allow maximum of 300mm between fixings



4.2 Corner Detail - Uneven Widths

For corner installations, a maximum of 300mm is allowed between corner fixings. Ensure you add Polymeric tape, suitable for steel applications, to reduce movement (not for structural support).

- Apply polymeric separation tape to top hat batten for corner module
- Allow maximum of 300mm between fixings



Made by the best in the business

BONDOR[®]

Leaders in Thermal & Architectural Building Solutions

Colorbond[®]
THE COLOURS OF AUSTRALIA SINCE 1966

www.LuxeWall.com.au

1300 300 099

luxewall[®]
by BONDOR