

Product Description

LuxeWall® is a modern, lightweight residential wall cladding solution developed with a concealed fixing system to fasten to timber and metal stud wall framing. The system uses architectural steel faced insulated wall cladding conceal fixed in a vertical orientation. LuxeWall® is available in standard wall thicknesses of 50mm & 75mm (Note: 90 to 200mm wall thicknesses are available via special order).

LuxeWall® (EPS) Thermal Performance Total R-Value (m²K/W)								
Framing	Timber Framing				Steel Framing			
LuxeWall® Panel Thickness	50mm		75mm		50mm		75mm	
	Summer	Winter	Summer	Winter	Summer	Winter	Summer	Winter
System 1	1.8	1.9	2.4	2.5	1.7	1.8	2.3	2.5
System 2	2.9	3.1	3.5	3.7	2.8	3.0	3.4	3.6
System 3	3.3	3.6	3.9	4.2	3.1	3.4	3.8	4.1

Notes:
System 1: LuxeWall® SL Grade & 10mm Plasterboard
System 2: LuxeWall® SL Grade with R1.5 Batts & 10mm Plasterboard
System 3: LuxeWall® SL Grade with R2.0 Batts & 10mm Plasterboard

For 13mm Plasterboard add 0.02 to above Total R-value.
For 16mm Plasterboard add 0.04 to above Total R-value.
Calculations based on AS/NZS 4859.1:2018 & AS/NZS 4859.2:2018.
Mean temperatures: Summer: 30°C, Winter: 15°C.



Core	EPS-FR with CorePlus®
Width (cover mm)	1200, 900**
Thickness (mm)	50, 75 (other thicknesses available on request)
Length	Up to 6.5m (check for availability)
External Material	BlueScope® COLORBOND® Steel 0.6mm G300
External Finishes	Plain, VJ**
Exterior Colour Options	Metallic Cosmic®, Metallic Astro®, Matt Basalt®, Matt Surfmist®
Internal Material	BlueScope® COLORBOND® Steel 0.6mm G300 with HygienePlus®
Internal Finishes	Plain
Interior Colour Options	Surfmist
Paint System	AS/NZS 2728 & AS 1397
Acoustic Properties	Rw 35, 40 (EPS), *depending on construction
Material Group Numbers	C1.10 Group 1
Bushfire Attack Level	BAL-40 (All exposed core to be covered with flashing)
Fire Hazard Properties	AS/NZS 1530.3
Ignitability Index	0
Spread of Flame Index	0
Heat Evolved Index	0
Smoke Index	2-3
SMOGR _{RC}	< 100

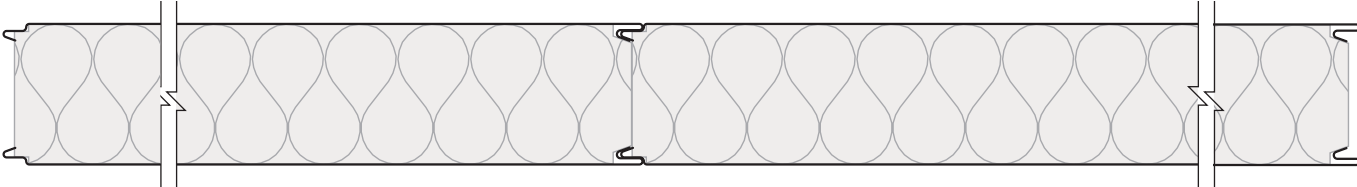
** Available on request.
* Contact Bondor® for construction details required.

The technical information contained in this document cover a breadth of applications where LuxeWall® may be used, which may be outside the scope of our CodeMark certificate. Data specific to CodeMark certification can be found on LuxeWall®'s CoC CM40203.


- SPAN TABLE NOTES:
- Batten spacing based on fixing strength and LuxeWall® span.
 - Batten must be checked separately for spans.
 - Wind speeds and coefficients based on AS 4055 - Wind Loads for Housing.
 - Wall pressure coefficients based on following assumptions:
 - External Pressure C_{pe} = +0.7, -0.65
 - Internal Pressure - Building has no dominant openings and more than one permeable wall or is effectively sealed. C_{pi} = +0.2, -0.3
 - Local Pressure - k_l = 2.0 for negative wall pressure within 1200mm of corners
 - Combination Factor K_c = 0.9
 - Wall away from corner - C_{fig} = +0.9, -0.765. Wall within 1200mm of corner C_{fig} = -1.35
 - Serviceability deflection limit of span/150 has been allowed for.
 - Top Hat Battens require 2 fixings per stud and LuxeWall® fixed at 300mm centres.
 - M6 RoofZips to be used to fix battens into LuxeWall® modules.

Span Table												
Wind Classification	Ultimate Wind Pressure (kPa)		Number of Top Hats Battens per Panel									
			Wall Height (Panel length in vertical orientation) (mm)									
	Away from corners	Within 1200mm of corners	≤2400		≤2700		≤3000		≤3300		≤6500	
			Panel Location		Panel Location		Panel Location		Panel Location		Panel Location	
			Typical	Corner	Typical	Corner	Typical	Corner	Typical	Corner	Typical	Corner
N1	+0.62, -0.53	-0.94	2	2	2	2	2	2	2	3	3	4
N2	+0.86, -0.74	-1.30	2	2	2	3	2	3	2	3	4	5
N3	+1.35, -1.16	-2.03	3	3	3	4	3	4	3	4	5	7
N4	+2.01, -1.72	-3.01	3	4	4	5	4	5	4	6	7	10

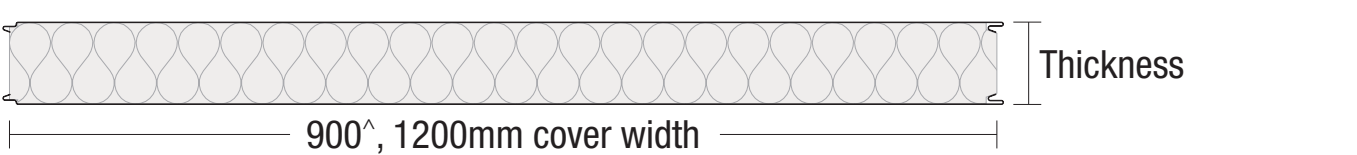
Joint



Profiles



Dimensions



Bondor® National Network

BRISBANE / EXPORT
103 Ingram Road
Acacia Ridge QLD 4110
T: 07 3323 8500
F: 07 3323 8501

PERTH
17 Gauge Circuit
Canning Vale WA 6155
T: 08 9256 0600
F: 08 9256 0620

MELBOURNE
6 Dunmore Drive
Truganina VIC 3029
T: 03 8326 8000
F: 03 8326 8099

ADELAIDE
70 – 72 Rundle Road
Salisbury South SA 5106
T: 08 8282 5000
F: 08 8282 5099

SYDNEY
49 – 53 Newton Road
Wetherill Park NSW 2164
T: 02 9609 0888
F: 02 9729 1114

LAUNCESTON
7 Connector Park Drive
Kings Meadows TAS 7249
T: 03 6335 8500
F: 03 6335 8544

To connect to your nearest Bondor® branch simply call 1300 300 099 or visit www.bondor.com.au

Metecno Pty Limited. ABN 44 096 402 934. The manufacturer reserves the right to change the specification without notice. Bondor®, Equitilt®, BondorPanel®, FlameGuard®, FlameGuard® Plus, MetecnoPanel®, MetecnoInspire®, EconoClad®, MetecnoKasset®, MetecnoTherm®, InsulWall®, LuxeWall®, DesignerWall®, SolarSpan®, InsulRoof®, MetecnoSpan®, CoolRoof®, Equideck®, InsulLiving®, Metecno® are trademarks of Metecno Pty Limited. BlueScope, COLORBOND®, Intramax™ and colour names are trademarks of BlueScope Steel Limited. The colours shown in this publication have been reproduced to represent actual product colours as accurately as possible. However, given printing limitations, we recommend checking your chosen colour against an actual sample before placing orders. This advice is of a general nature only. Designers must provide for adequate structural performance and other Building Code requirements. *Conditions may apply. **Limited availability, minimum order quantity may be required. ^Check with NCC for permissible solar absorbance before selecting the exterior roof colour. Darker colours may be warranted for use in limited regions refer to www.bondor.com.au as this information is subject to change. Consult Bondor® for your application. BON0126 Tech Data Sheets - LuxeWall v11. 06/07/21



Leaders in Thermal & Architectural Building Solutions