

Product Description

Equitilt FlameGuard™ is a non-combustible architectural walling panel system manufactured with a mineral wool fibre core material. Equitilt FlameGuard™ is FM Approved to FM 4880 No Height Restriction. Equitilt FlameGuard™ Plus is FM Approved to FM 4880 & FM 4881 No Height Restriction. These panels are recommended to be used where improved fire performance is required for insurance purposes in walling applications.

Panel Properties				
Panel Thickness (mm)	Equitilt FlameGuard™		Equitilt FlameGuard™ Plus	
	50	75	100	150
Typical Mass (kg/m²) based on 0.6/0.6mm skins	15.6	18.1	20.6	25.6
Declared λ (W/m.K) at 23°C	0.037	0.037	0.037	0.037
Declared R-value (m²K/W) at 23°C	1.36	2.04	2.72	4.09
Total R-value (m²K/W) at 15°C (Winter)	1.58	2.29	3.00	4.41
Total R-value (m²K/W) at 30°C (Summer)	1.48	2.13	2.79	4.11
Note: The Declared R-value is at 23°C in accordance with AS/NZS 4859.1:2018 & AS/NZS 4859.2:2018.				
Max. Lengths for Standard Supply				
Max Panel Length (m)	5	7	9	11 (Special Order)

Span Table

NON-CYCLONIC REGION A&B (WALL APPLICATIONS ONLY)

Mineral Wool Core / 0.6mm Steel Skins.

Maximum uniformly distributed ultimate wind load (kPa) for the given span:

Single Span, wind pressure acting inwards/outwards				
Span (mm)	Panel Thickness (mm)			
	Equitilt FlameGuard™		Equitilt FlameGuard™ Plus	
	50	75	100	150
1500	1.88	2.81	3.75	5.63
2700	1.04	1.56	2.08	3.13
3900	0.72	1.08	1.44	2.16
5100	0.49	0.78	1.04	1.56
6300	0.30	0.51	0.68	1.02

Multi-span, wind pressure acting inwards/outwards				
Span (mm)	Panel Thickness (mm)			
	Equitilt FlameGuard™		Equitilt FlameGuard™ Plus	
	50	75	100	150
1500	1.50	2.25	3.00	4.50
2700	0.83	1.25	1.67	2.50
3900	0.58	0.87	1.15	1.73
5100	0.44	0.66	0.88	1.32
6300	0.34	0.51	0.68	1.02

* Refer Notes 1 - 4.

Span Table

INTERNAL APPLICATIONS


Inside Buildings				
Span (mm)	Panel Thickness (mm)			
	Equitilt FlameGuard™		Equitilt FlameGuard™ Plus	
	50	75	100	150
Walls (Non-Load Bearing)	6000	7200	8400	10000
Ceilings	2300	3400	4500	4500

* Refer Notes 3 - 9.

Equitilt FlameGuard™ Plus FRL Systems Vertical Walls					
	Panel Thickness (mm)				
	100		150		150
	100	100	100	150	
Maximum FRL	~/30/30	~/60/60	~/90/90	~/60/60	~/180/180

Equitilt FlameGuard™ Plus FRL Systems Horizontal Walls			
	Panel Thickness (mm)		
	100		150
	100	100	
Maximum FRL	~/60/60	~/90/90	~/120/120

Bondor® provide a variety of FRL construction and fixing options. Refer to Bondor® for maximum span and up-to-date construction details.



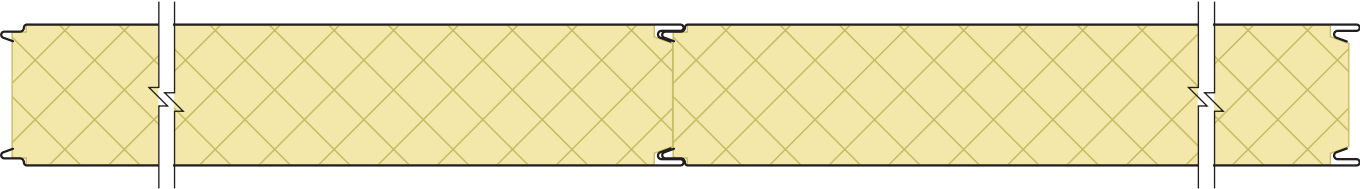
Core	MW (Mineral Wool)
Width (cover mm)	1200, 1140**, 900**
Thickness (mm)	Equitilt FlameGuard®: 50, 75 Equitilt FlameGuard® Plus: 100, 150
Length	Up to 11m (check for availability)
External Material	0.6mm, 0.7mm G300 COLORBOND® steel
External Finishes	Plain, Ribbed, Satinline, Shadowline Series 600/1200
Exterior Colour Options	Standard & Non-Standard colours. Check for availability.
Internal Material	0.6mm, 0.7mm G300 COLORBOND® steel
Internal Finishes	Plain, Ribbed, Satinline, Shadowline Series 600/1200
Interior Colour Options	COLORBOND® Intramax™
Paint System	AS/NZS 2728 & AS 1397
Acoustic Properties	Rw 28 - 30 depending on thickness
Material Group Numbers	Group 1 & 2
Bushfire Attack Level	Equitilt FlameGuard™: BAL-40 Equitilt FlameGuard™ Plus: BAL-FZ (All exposed core to be covered with flashing)
FM Approval	Equitilt FlameGuard™: 4880 Equitilt FlameGuard™ Plus: 4880 & 4881
Environmental	Zero Ozone Depleting Potential (ODP)
Combustibility	AS 1530.1 Non-combustible
Fire hazard properties	AS/NZS 1530.3
Ignitability Index	0
Spread of Flame Index	0
Heat Evolved Index	0
Smoke Index	3
SMOGR _{RC}	< 100

** Contact a local Bondor representative to discuss minimum order quantities for non-standard widths.

The technical information contained in this document cover a breadth of applications where Equitilt FlameGuard™ may be used, which may be outside the scope of our Codemark certificate. Data specific to CodeMark certification can be found on Equitilt FlameGuard's CoC CM40149.

- SPAN TABLE NOTES:
- Extended span tables including wind pressure acting inwards are also available. Refer Bondor®.
 - Fixing with min. 2x 14g tek screws or 1x mushroom head bolts per panel are required.
 - Pressures specified are for wind gusts only per AS/NZS 1170.2.
 - Deflection limit of span/150 applies, and in accordance with Serviceability Limit State criteria per AS/NZS 1170.0 - TABLE C1.
 - This span table does not apply to cold store enclosure.
 - For ceilings, fixing with min. 4x 14g tek screws or 2x mushroom head bolts at each line of support per panel are required.
 - For ceilings, self weight of the panel has been allowed for, plus an allowance of up to 10kg/m² for light duty fittings (lights, etc.). No other dead loads permitted.
 - Non-trafficable maintenance access (concentrated load) of 110kg on any one panel has been allowed for.
 - Distributed live load of 0.25kPa (as per AS/NZS 1170.1) has been allowed for. Bondor® tests comply with details outlined in AS 4040.0, AS 4040.1, AS 4040.2, AS 4040.3, AS 1562.1 and AS/NZS 1170.1.

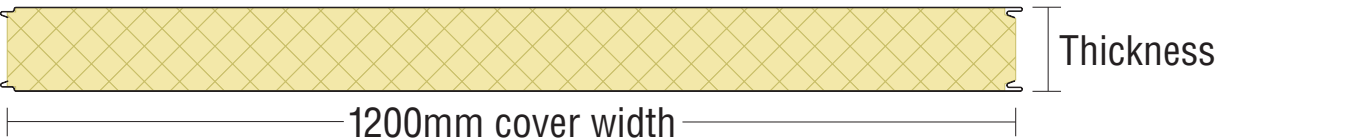
Joint



Profiles

Plain	
Ribbed	
Satinline	
Shadowline Series 600	
Shadowline Series 1200	

Dimensions



Bondor® National Network		
BRISBANE / EXPORT 103 Ingram Road Acacia Ridge QLD 4110 T: 07 3323 8500 F: 07 3323 8501	MELBOURNE 6 Dunmore Drive Truganina VIC 3029 T: 03 8326 8000 F: 03 8326 8099	SYDNEY 49 – 53 Newton Road Wetherill Park NSW 2164 T: 02 9609 0888 F: 02 9729 1114
PERTH 17 Gauge Circuit Canning Vale WA 6155 T: 08 9256 0600 F: 08 9256 0620	ADELAIDE 70 – 72 Rundle Road Salisbury South SA 5106 T: 08 8282 5000 F: 08 8282 5099	LAUNCESTON 7 Connector Park Drive Kings Meadows TAS 7249 T: 03 6335 8500 F: 03 6335 8544
To connect to your nearest Bondor® branch simply call 1300 300 099 or visit www.bondor.com.au		

Metecno Pty Limited. ABN 44 096 402 934. The manufacturer reserves the right to change the specification without notice. Bondor®, BondorPanel™, CoolRoof®, DesignerWall™, EconoClad™, Equideck®, Equitilt®, Equitilt FlameGuard™, Equitilt FlameGuard™ Plus, InsulLiving™, InsulRoof®, InsulWall®, LuxeWall™, Metecno®, MetecnoInspire®, MetecnoKasset®, MetecnoPanel®, MetecnoSpan®, MetecnoTherm™, SecureLap®, SolarSpan®, SolarLap™ are trademarks of Metecno Pty Ltd. BlueScope, COLORBOND®, Intramax™ and colour names are trademarks of BlueScope Steel Limited. The colours shown in this publication have been reproduced to represent actual product colours as accurately as possible. However, given printing limitations, we recommend checking your chosen colour against an actual sample before placing orders. This advice is of a general nature only. Designers must provide for adequate structural performance and other Building Code requirements. This information is subject to change. Refer to Bondor® website for latest version. Consult Bondor® for your application. BON0126 Tech Data Sheets - Equitilt FlameGuard™ v56 09/12/2025



Leaders in Thermal & Architectural Building Solutions